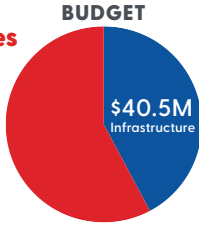


BEYOND THE BUS WITH YOUR SUPPORT

AT A GLANCE

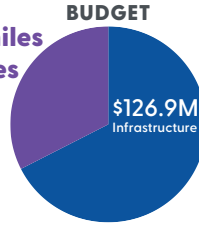
R red line

- Sidewalks: 6 miles
- Paving: 19 miles
- ADA Ramps: 596
- \$96M Budget
- » \$75M Federal



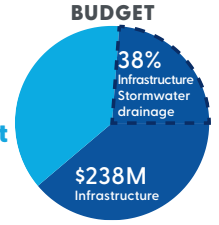
P purple line

- Sidewalks: 9.5 miles
- Paving: 26.5 miles
- ADA Ramps: 355
- \$188M Budget
- » \$81M Federal



B blue line

- Sidewalks: 9 miles
- Paving: 7 miles
- ADA Ramps: 343
- \$370-390M Budget
- » \$150M Federal



\$300 MILLION+ BRT FEDERAL FUNDING

BRT INVESTMENT TO DATE

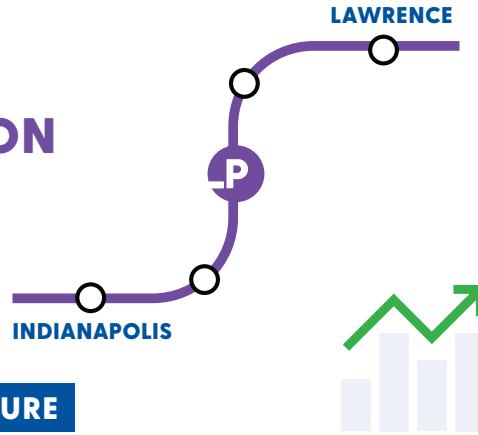
R \$96 MILLION

P \$133.4 MILLION

B \$14 MILLION



IMPROVING INFRASTRUCTURE



ECONOMIC DEVELOPMENT

R \$708 MILLION

P \$83 MILLION

B \$399 MILLION



\$1.2 BILLION+ ECONOMIC DEVELOPMENT ALONG BRT LINES

INDYGO FOUNDATION

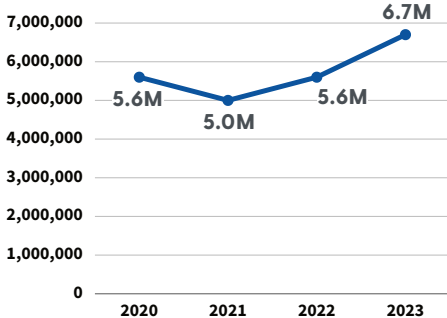


173 DONORS IN 2023

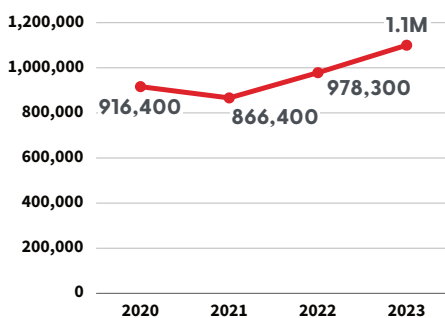
\$1.4M Raised AS OF OCTOBER 2023

RIDERSHIP

OVERALL RIDERSHIP



RED LINE RIDERSHIP



IPS STUDENT RIDES August - December

