IndyGo SM

Board Report
November 19, 2026

www.IndyGo.net
317.635.3344

Page
Intentionally
Left
Blank

INDIANAPOLIS PUBLIC TRANSPORTATION CORPORATION
BOARD OF DIRECTORS AGENDA
Thursday, November 19, 2026, 4:00 PM

1. **Call to Order and Roll Call** (Presenters – Adairius Gardner, Robert Frye)
2. **Awards and Commendations** (Presenter – Jennifer Pyrz)
3. **Committee Reports** (Presenter – Adairius Gardner)
    1. Governance & Audit Committee Report – Adairius Gardner
4. **Regular Agenda** (Presenter – Adairius Gardner)
    1. A-1: Consideration and approval of Minutes from the Board Meetings held on October 15, 2026
    2. A-2: Public Hearing and consideration and adoption of Ordinance 2026-01 - authorizing the acquisition of real property interests for the Blue Line Bus Rapid Transit (BRT) project (Presenter – Robert Frye)
    3. A-3: Consideration and approval of a Blue Line contract change order for work between Holt & Livingston (Presenter – Matthew Duffy)
    4. A-4: Consideration and approval of a task order with Butler, Fairman & Seufert for construction management services on the Blue Line BRT project (Presenter – Matthew Duffy)
    5. A-5: Consideration and approval of secondary internet contract amendment (Presenter – Marcus Burnside)
    6. A-6: Consideration and approval of voice services contract amendment (Presenter – Marcus Burnside)
    7. A-7: Consideration and approval of contract with Anthem for health, dental and stop-loss insurance (Presenter – Kellie Woods)
    8. A-8: Consideration and approval of a task order for Lochmueller Group for utility coordination services on the Boulevard Place Bus Stop Improvements Project (Presenter – Christian Cambron)
    9. A-9: Consideration and approval of task order for Lochmueller design services on the Greenwood Park Mall Stop Improvement project (Presenter – Christian Cambron)
    10. A-10: Consideration and approval of contractor for the East Campus Building C demolition project Presenter – Sarah Stentz)
    11. A-11: Consideration and approval of on-call planning services contract (Presenter – Kevin McNally)
    12. A-12: Consideration and approval of a task order with Nelson Nygaard for a comprehensive operational analysis (Presenter – Kevin McNally)
    13. A-13: Consideration and approval of the purchase of 10 medium transit cutaway vehicles for paratransit services (Presenter – Devon Smith)
    14. A-14: Consideration and ratification of award of diesel fuel supply contract (Presenter – Devon Smith)
    15. A-15: Consideration and adoption of Resolution Number 2026-08 for free fare days for 2027 (Presenter – Carrie Black)
    16. A-16: Consideration and approval of contract to upgrade for HASTUS software by GIRO (Presenter – Annette Darrow)
    17. A-17: Consideration and approval of authorization to upgrade Hastus Operations software (Presenter – Annette Darrow)
5. **Information Items** (Presenter – Adairius Gardner)
    1. I-1: Finance Report (Presenter – Justin Burcope)
    2. I-2: IndyGo Foundation Quarterly Report (Presenter – Emily Meaux)
    3. I-3: Department Reports
6. **Adjourn** (Presenter – Adairius Gardner)

BOARD MEMBER'S NAME	APPOINTMENT	TERM
Gregory Hahn	COUNCIL	12/2/2024-8/5/2028
Mary Ann Fagan	MAYOR	9/22/2026-8/4/2030
Adairius Gardner	MAYOR	1/1/2025-12/31/2028
Stephanie Quick	COUNCIL	9/9/2024-8/5/2028
Adrianne Slash	COUNCIL	4/7/2025-3/3/2029
Stan Smith	MAYOR	9/1/2025-12/31/2028
Richard Wilson	COUNCIL	9/22/2025-9/22/2029

Page
Intentionally
Left
Blank

IndyGo SM

November Board Meeting
Awards and Commendations



IndyGo October 2026 Safe Drivers

These Operators were recognized for their safe driving for the month of October and received a National Safety Council patch, pin, and certificate

Operator	Years of Safe Driving	Years of Service
Stephen Thein	34	38
Gerry Poindexter	28	37
Kevin Mallory	9	14
William Hazen	7	7
Shamika Passley	7	7
Richard Taylor	7	8
Bryant Brown	5	7
Frank White	5	7

34 Years of Safe Driving



Stephen Thein
Coach Operator, Fixed Route
38 years of service to IndyGo

November Operations Employee of the Month

Ethel Stockdale
Coach Operator, Fixed Route
Transportation




INDIANA CHAMBER
2026 INDIANA
WORKFORCE
SUMMIT
Google


INDIANA CHAMBER
INSTITUTE
IndyGo
Building a future-ready workforce through upskilling, strong partnerships and investing in our people.
WORKFORCE FIRST EMPLOYER
ADVOCATE
AN INDIANA CHAMBER DESIGNATION PROGRAM





VETERANS DAY RECOGNITION

Veterans Day is an opportunity to reflect on and honor the service and sacrifice of those who have served in the United States Armed Forces.

We also recognize that many veterans continue to serve their communities long after their military service ends, sharing their leadership, experience, and commitment with others. This Veterans Day, we thank all veterans and military families for their dedication, resilience, and lasting impact. Your service strengthens our communities and inspires us all. A special thank you to our IndyGo teammates who are military veterans:

Marc Behney | Recruiter I
Dwight Benjamin | Director of Transportation
Edgar (Ed) Birdsong | Bus Operator
Michael Biven | General Laborer
LaTasha Britton | Connected Vehicle Technician I
Freddie Clemmons | Bus Operator
Adam Crockett | Human Resources Assistant
Joseph Dailey | Mechanic – Defect
Ron DeTar | Farebox Repairer
Andrew (Andy) Duncan | High Voltage Technician
Derek Earp | Vehicle Maintenance Manager
Kevin France | Vehicle Maintenance Manager
Gregory Gilbert | Bus Operator
Cody Wise | Security Specialist I
Ricardo Oxley | Bus Operator
Gerald Glover | Facilities Manager
Steven Goodrich | Transportation Supervisor
Vandall Grady | Bus Operator
Terrance Harding | Training Supervisor
Abdul Hasan | Transportation Supervisor
Rachel Hill | ATU Secretary
Anthony Hurd | Training Supervisor
Chad Lothridge | High Voltage Mechanic
Kenneth McConnell II | Bus Operator
James Moore | EAM Solutions Product Manager
Kenneth Moore | Connected Vehicle Technology Supervisor
Derric Payne | General Laborer
Susan Perkins | Transportation Supervisor
Ricky Robinson | Bus Operator
Vincent Robinson | Bus Operator
Johnnie Root | Farebox Repairer
Mekael Shane | Risk and Safety Specialist
Alfred Smith | Vehicle Maintenance Supervisor
Devon Smith | Director of Bus Fleet Services
Patrick Smith | Vehicle Maintenance Supervisor
Paul Spragg | Construction Project Manager
William (Bill) Taylor | Transportation Supervisor
Myron Thomas | Transportation Supervisor
Shane Treesh | Mechanic – Defect
Grady Vandall | Bus Operator



Thank you for your dedication, leadership, and the lasting impact you've made on our IndyGo team for more than 28 1/2 years. Wishing you joy, relaxation, and all the wonderful things ahead. Congratulations on your well-deserved retirement!

Harlin Walker
Coach Operator, Fixed Route
Transportation

Happy Retirement!!

IndyGo SM

We would like to sincerely thank you for all the hard work, dedication and contributions you've made with IndyGo for over 42 years of service. After so many years of excellence, I hope you take time to relax, refresh and enjoy your next chapter. Congratulations on your retirement!!



Phillip Boicourt
Coach Operator, Fixed Route
Transportation

Happy Retirement!!

IndyGo

Page
Intentionally
Left
Blank

Indianapolis Public Transportation Corporation
dba IndyGo
1501 W. Washington Street
Indianapolis, IN 46222
www.IndyGo.net

October 2026 Safe Driver Recognition Awards



In accordance with the National Safety Council's Preventable Accident Standard, we proudly recognize the following operators for demonstrating exemplary safe driving practices throughout October. These individuals have maintained a clean driving record, free of preventable accidents, and have contributed significantly to our commitment to safety and excellence.

Each recognized operator will receive a National Safety Council patch, pin, and certificate as a token of appreciation for their outstanding dedication to safe driving.

Awardees List:

Operator	ID#	Years of Safe Driving	Years of Service
Stephen Thein	5963	34	38
Gerry Poindexter	9631	28	37
Kevin Mallory	8400	9	14
William Hazen	9613	7	7
Shamika Passley	9604	7	7
Richard Taylor	9205	7	8
Bryant Brown	9441	5	7
Frank White	9617	5	7
Patrick Rowe	9566	4	7
Tonya Sims	8885	3	10
Cornelius Ingram	11443	2	2
Craig Moore	11000	2	3
Tyrone Austin	11927	1	1
Timothy Boling	11922	1	1
Willis Jackson	11930	1	1
Veronica Mccoun	11669	1	1
Nakeyia Saffold	11916	1	1
LaKisha Wright	11517	1	2

We commend these operators for their commitment to safety and encourage all team members to continue striving for excellence on every journey. Your dedication keeps our roads safe and our community strong.

Page
Intentionally
Left
Blank

Indianapolis Public Transportation Corporation
dba IndyGo
1501 W. Washington Street
Indianapolis, IN 46222
www.IndyGo.net

Governance and Audit Committee Chairperson Report – November 2026

To: Board of Directors
Through: President and CEO Jennifer Pyrz
From: Governance and Audit Committee Vice-Chair Adairius Gardner
Date: November 19, 2026

ACTION:
A report of the meeting of the Governance & Audit Committee held on November 2, 2026 presented at the Board of Directors meeting on November 19, 2026.

RECOMMENDATION:
Receive the report.

Adairius Gardner
Governance and Audit Committee Chairperson's Report
November 19, 2026

The Governance and Audit Committee met on November 22, 2026, at 2:00 PM. In attendance were Committee Vice-Chair, Adairius Gardner, and Member Richard Wilson Jr., establishing a quorum.

The Committee heard and accepted the following items:

Audit Reports:
1. 2026-9: Transportation Review (Presenter – Brian Atkinson)
2. 2026-10: Carson Transit Security & Faculty Review (Presenter – Amy Blackhurst)
3. 2026-11: Maintenance – Bus Availability (Presenter – Brian Atkinson)

Information Items:
1. I-2: Governance & Audit Workplan Status Report 2020-2025 (Presenter – Amy Blackhurst)
2. I-3: Ethics Hotline Summary Report (Presenter – Brian Atkinson)

Mr. Chair, that concludes the report.

Page
Intentionally
Left
Blank

October 2026 Board of Directors Meeting Minutes

IndyGo
10/15/2026 4:00 PM EDT
@ 9503 E 33rd St- IndyGo HQ

Attendance

Present:
Members: Gregory Hahn, Adairius Gardner, Richard Wilson, Jr., Stephanie Quick, and Adrianne Slash
Staff: Jennifer Pyrz, Robert Frye, Justin Burcope, Brian Atkinson, Christian Cambron, Devon Smith, and Rachel Wilson

Absent:
Members: Mary Ann Fagan

Guests: Emily Meaux, IndyGo Foundation; Emily Balbach, Forvis Mazars

1. **Call to Order and Roll Call** (Presenters – Gregory Hahn, Robert Frye)
   October Board Cover
   October 2026 Board Agenda

   Chairperson Hahn called the meeting to order at 4:04 p.m. Mr. Frye then conducted roll call. Six members were present in person, thus establishing a quorum.

2. **Awards and Commendation** (Presenter – Jennifer Pyrz)
   Awards and Commendations
   September 2026 Safe Drivers Recognition

   President & CEO Jennifer Pyrz gave an update on the Awards and Commendations for September 2026.

3. Committee Reports (Rick Wilson, Adairius Gardner)

   1. Finance Committee Report – Rick Wilson
      Finance Committee Chair Report July 2026

   2. Service Committee Report – Adairius Gardner
      Service Committee Chair Report October 2026

      The reports were entered into the record by Chairman Hahn without objection.

4. **Regular Agenda** (Presenter – Gregory Hahn)

   1. **A-1: Consideration and approval of minutes from the Board of Directors meetings held on September 17, 2026** (Presenter – Gregory Hahn)
      A-1 September 2026 Board of Directors Meeting Minutes

      Motion: Approval of Minutes from the Board of Directors held on September 17, 2026. Motion made by Director Gardner and seconded by Director Wilson. Voice Vote: Gregory Hahn-AYE, Adairius Gardner-AYE, Richard Wilson, Jr.–AYE, Stan Smith-AYE, Stephanie Quick-AYE, Adrianne Slash-AYE. Motion carried 6-0.

   2. **A-2: Consideration and approval of 2025 Annual Financial External Audit Report** (Presenter – Brian Atkinson)

A-2 2025 Annual Financial External Audit Report
IndyGo 2025 Audit Results

It was recommended that the that the Board of Directors receive the 2025 Annual Financial External Audit Report.

Motion: Approval of 2025 Annual Financial External Audit Report. Motion made by Director Wilson and seconded by Director Slash. Voice Vote: Gregory Hahn-AYE, Adairius Gardner-AYE, Richard Wilson, Jr.–AYE, Stan Smith-AYE, Stephanie Quick-AYE, Adrianne Slash-AYE. Motion carried 6-0.

3. **A-3: Consideration and approval of IndyGo Foundation Articles of Incorporation updates.** (Presenter – Emily Meaux)
A-3 Foundation Articles of Incorporation Update
Articles of Incorporation Update 9.8.26

It was recommended that the that the Board of Directors approve updates to the IndyGo Foundation Articles of Incorporation.
Motion: Approval of IndyGo Foundation Articles of Incorporation updates. Motion made by Director Gardner and seconded by Director Wilson. Voice Vote: Gregory Hahn-AYE, Adairius Gardner-AYE, Richard Wilson, Jr.–AYE, Stan Smith-AYE, Stephanie Quick-AYE, Adrianne Slash-AYE. Motion carried 6-0.

4. **A-4: Consideration and approval of a task order for Kimley-Horn for additional design services on the 2027 BRT Pavement Maintenance project** (Presenter – Christian Cambron)
A-4 Supplement to Kimley-Horn task order for Design Services for the 2027 BRT Pavement Maintenance project

It was recommended that the Board of Directors authorize the President & CEO to execute a task order with Kimley-Horn & Associates, Inc. for an amount not to exceed $18,500 for design services on the 2027 BRT Pavement Maintenance project, bringing the total fee for the project to $108,000.

Motion: Approval of a task order for Kimley-Horn for additional design services on the 2027 BRT Pavement Maintenance project. Motion made by Director Smith and seconded by Director Wilson. Voice Vote: Gregory Hahn-AYE, Adairius Gardner-AYE, Richard Wilson, Jr.–AYE, Stan Smith-AYE, Stephanie Quick-AYE, Adrianne Slash-AYE. Motion carried 6-0.

5. **A-5: Consideration and approval to delegate authority to award the diesel fuel ontract.** (Presenter – Devon Smith)
A-5 Fuel IFB Board Action Item

It was recommended that the Board of Directors authorize the delegation of their authority for the award of a contract for diesel fuel for2027 to the Chief Financial Officer.

Motion: Approval to delegate authority to award the 2027 diesel fuel contract to the Chief Financial Officer. Motion made by Director Quick and seconded by Director Wilson. Voice Vote: Gregory Hahn-AYE, Adairius Gardner-AYE, Richard Wilson, Jr.–AYE, Stan Smith-AYE, Stephanie Quick-AYE, Adrianne Slash-AYE. Motion carried 6-0.

6. **A-6: Introduction of Ordinance 2026-01 authorizing the acquisition of real property interests for the Blue Line Bus Rapid Transit project.** (Presenter – Devon Smith)
A-6 Ordinance 2026-01 for BL Property Acquisitions
Blue Line Property Acquisition Ordinance for Additional Parcels 2026
It was recommended that the Board of Directors introduce Ordinance No. 2026-01 authorizing IPTC to acquire certain real property interests necessary for the Blue Line BRT Project.

Motion: NONE.

7. **A-7: Consideration and approval of Board of Directors meeting dates for 2027.** (Presenter – Jennifer Pyrz)
   A-7 2027 Board Meeting Dates

   It was recommended that the Board of Directors approve of the dates for its regular and committee meetings in 2027.

   Motion: Approval of Board of Directors meeting dates for 2027. Motion made by Director Wilson and seconded by Director Gardner. Voice Vote: Gregory Hahn-AYE, Adairius Gardner-AYE, Richard Wilson, Jr.–AYE, Stan Smith-AYE, Stephanie Quick-AYE, Adrianne Slash-AYE. Motion carried 6-0.

8. **A-8: Consideration and approval of contract with SmallPC Computers for Blue Line passenger information displays. (**Presenter – Rachel Wilson)
   A-8 SmallPC Monitors for the Blue Line BRT Project

   It was recommended that the Board of Directors authorize the President & CEO to execute a contract with ICI Controls, Inc. dba SmallPC Computers for passenger information displays for the Blue Line in an amount not to exceed $361,878.

   Motion: Approval of contract with SmallPC Computers for Blue Line passenger information displays. Motion made by Director Smith and seconded by Director Quick. Voice Vote: Gregory Hahn-AYE, Adairius Gardner-AYE, Richard Wilson, Jr.–AYE, Stan Smith-AYE, Stephanie Quick-AYE, Adrianne Slash-AYE. Motion carried 6-0.

5. Information Items (Presenter – Gregory Hahn)

1. **I-1: Finance Report** (Presenter – Justin Burcope)
   I-1: Budget to Actuals (Comparative Statement) 9.30.26
   Misc. Breakdown – September 2026

   The Board heard the Finance Report from Chief Financial Officer Justin Burcope and received the report.

2. **I-2: Department Reports**
   PA Board Report September 2026
   R-2 Planning and Capital Projects Report 2026-10
   Risk and Safety Board October 2026
   September 2026 Operations Division 10.2026

   The Board received Department Reports for review.

6. **Adjourn** (Presenter – Gregory Hahn)

On the order of Chairperson Hahn and there being no objection, the meeting was adjourned at 5:04 p.m.

Page
Intentionally
Left
Blank

Date of Memo: November 06, 2026
Board Meeting: November 19, 2026

BOARD MEMORANDUM

TO: Indianapolis Public Transportation Corporation Board of Directors

THROUGH: Board Chair Greg Hahn

FROM: Chief Legal Officer Robert Frye

SUBJECT: Public hearing and consideration of adoption of Ordinance 2026-01 authorizing the acquisition of real property interests for the Blue Line Bus Rapid Transit (BRT) project

---

ACTION ITEM A – 2

RECOMMENDATION:

It is recommended that the Board of Directors adopt Ordinance No. 2026-01 authorizing IPTC to acquire certain real property interests necessary for the Blue Line BRT Project.

BACKGROUND:

The Blue Line will be the third rapid transit service in the Indianapolis Metropolitan Area. It will provide BRT service along a 24-mile corridor between the Town of Cumberland, through the Indianapolis Central Business District, to the Indianapolis International Airport. The Blue Line will largely be a direct replacement of the current IPTC Route 8 when it begins operations. The Board previously adopted Ordinance No. 2024-01 authorizing the acquisition of certain real property interests needed by IPTC to construct the project as designed. IPTC has identified some additional property interests that may be needed to complete the project.

DISCUSSION:

The Board is empowered by statute to acquire real property interests necessary or convenient for the operation of the transit system by grant, purchase, gift, lease, eminent domain, or otherwise. Ind. Code §§ 36-9-4-30 and -32. However, to acquire property through the exercise of the power of eminent domain the Board must adopt an ordinance which: (1) generally describes the property to be acquired, (2) declares that the public interest and necessity require the acquisition, and (3) declares that the acquisition is necessary for the establishment, development, extension, or improvement of the transit system. Ind. Code § 36-9-4-32. Although it would be a last resort, it is possible that IPTC may need to exercise the power of eminent domain to acquire some of the necessary property interests for the Blue Line project. Accordingly, Ordinance No. 2026-01 was introduced at the Board's meeting on October 15, 2026, to authorize acquisition of these additional parcels. As required by statute, IPTC published notice in *The Indianapolis Star* of a public hearing to be held by the Board at its meeting on November 19, 2026. Any person may attend the public hearing and be given an opportunity to give testimony or evidence for or against the proposed ordinance. Following the public hearing, the Board may take final action on the proposed ordinance.

FISCAL IMPACT:

Property acquisitions and professional services associated therewith are funded through the Blue Line project budget.

DBE/XBE DECLARATION:

Not applicable.

Page
Intentionally
Left
Blank

INDIANAPOLIS PUBLIC TRANSPORTATION CORPORATION

ORDINANCE NO. 2026-01

Date of Introduction: October 15, 2026
Date of Public Hearing: November 19, 2026
Date of Adoption: _____

An ordinance of the Indianapolis Public Transportation Corporation (IPTC) authorizing the acquisition of real property interests for the Blue Line Bus Rapid Transit Project.

WHEREAS, pursuant to Ind. Code §§ 36-9-4-30 and -32, the IPTC Board of Directors (the "Board") may acquire by grant, purchase, gift, lease, eminent domain, or otherwise, real property interests necessary or convenient for the operation of IPTC's urban mass transportation system (the "System"); and

WHEREAS, the Board may institute proceedings to acquire real property interests by eminent domain upon adoption of an ordinance as provided for in Ind. Code §§ 36-9-4-24, -25 and -32; and

WHEREAS, pursuant to Ind. Code § 8-25-4-2 and § 116-405 of the Revised Code of Indianapolis and Marion County, IPTC is developing and constructing a bus rapid transit (BRT) line known as the "Blue Line" in furtherance of the implementation of the Marion County Transit Plan to develop, extend and improve the System (the "Project"); and

WHEREAS, the development and construction of the Project requires the acquisition of certain real estate interests, both temporary and permanent, along the route of the Blue Line; and

WHEREAS, the Board finds that it is in the public interest and necessity that IPTC acquire those real property interests required to develop and construct the Project and to establish the Blue Line BRT.

NOW, THEREFORE, BE IT ORDAINED BY THE BOARD OF DIRECTORS OF THE INDIANAPOLIS PUBLIC TRANSPORTATION CORPORATION:

SECTION 1. Findings and Purpose. The Board finds and declares that the public interest and necessity require the acquisition by IPTC of real property interests from those parcels identified on Attachment A, which is attached to and incorporated herein by reference, and that the acquisition thereof is necessary for the development, extension and improvement of the System and the establishment of the Blue Line BRT in furtherance of the implementation of the Marion County Transit Plan.

SECTION 2. Delegation of Authority. The Board authorizes and directs IPTC's Chief Executive Officer to take all actions on behalf of IPTC, including the execution of all documents, instruments, certificates and other papers required, which are necessary and proper on the advice and direction of IPTC's legal counsel to acquire the real property interests identified on Attachment A, including by the exercise of the power of eminent domain.

SECTION 3. Evidence of Public Necessity. In accordance with Ind. Code § 36-9-4-32, the adoption of this Ordinance shall be conclusive evidence of the public necessity of the acquisition interests from those parcels of real property identified on Attachment A, and that the acquisition of said property interests has been planned in a manner most compatible with the greatest public good and the least private injury.

SECTION 4. Severability. If any provision of this Ordinance shall be held invalid or unenforceable by a court or other authority of competent jurisdiction, the provision shall be stricken from the Ordinance, and all other provisions shall continue in full force and effect.

SECTION 5. Effective Date. This Ordinance shall be in full force and effect upon and after its adoption by the Board in accordance with Ind. Code §§ 36-9-4-24 and -25.

PASSED AND ADOPTED by the Board of Directors of the Indianapolis Public Transportation Corporation this _____ day of _____ 2026.

BOARD OF DIRECTORS
INDIANAPOLIS PUBLIC
TRANSPORTATION CORPORATION

By: _____
Gregory F. Hahn, Board Chair

ATTEST:

By: _____
Robert M. Frye, Chief Legal Officer

ATTACHMENT A

TO

ORDINANCE NO. 2026-08

OF THE

INDIANAPOLIS PUBLIC TRANSPORTATION CORPORATION

2913 E. Washington Street

4426 E. Washington Street

9650 E. Washington Street

3701 W. Washington Street

3703 W. Washington Street

3705 W. Washington Street

3743-3745 W. Washington Street

3749 W. Washington Street

Page
Intentionally
Left
Blank

USA TODAY CO.

LocaliQ

Order Confirmation

Not an Invoice

Account Number:	1332707
Customer Name:	Indpls Public Trans-Legal
Customer Address:	Indpls Public Trans-Legal 9503 E 33Rd ST PO0029449 Indianapolis IN 46235-4207
Contact Name:	David Adamson
Contact Phone:	
Contact Email:	
PO Number:	

Date:	10/28/2026
Order Number:	12742815
Prepayment Amount:	$ 0.00

Column Count:	2.0000
Line Count:	26.0000
Height in Inches:	2.5100

Print

Product	#Insertions	Start - End	Category
IND Indianapolis Star	1	11/02/2026 - 11/02/2026	Public Notices
IND indystar.com	1	11/02/2026 - 11/02/2026	Public Notices

As an incentive for customers, we provide a discount off the total order cost equal to the 3.99% service fee if you pay with Cash/Check/ACH. Pay by Cash/Check/ACH and save!

Total Cash Order Confirmation Amount Due	$26.50
Tax Amount	$0.00
Service Fee 3.99%	$1.06
Cash/Check/ACH Discount	-$1.06
Payment Amount by Cash/Check/ACH	$26.50
Payment Amount by Credit Card	$27.56

Order Confirmation Amount	**$26.50**

Ad Preview

NOTICE OF PUBLIC HEARING
INDIANAPOLIS PUBLIC TRANSPORTATION CORPORATION
PROPOSED ORDINANCE NO. 2026-01

Notice is hereby given pursuant to IC 36-9-4-24, IC 5-3-1-2 and IC 5-3-1-4 that the Board of Directors of the Indianapolis Public Transportation Corporation (IPTC) has scheduled a public hearing for November 19, 2026 at 4:00 p.m. in the Board Room at IPTC's East Campus, Building B, 9503 East 33rd Street, Indianapolis, Indiana 46235, to consider the adoption of Proposed Ordinance Number 2026-01, an ordinance authorizing IPTC to acquire certain real property for development, construction and operation of facilities in support of its operation of the urban mass transportation system in Indianapolis. At the public hearing, the Board will give any person present an opportunity to give testimony or evidence for or against the proposed ordinance. A draft of the proposed ordinance is available for public inspection at IPTC's executive office at IPTC's East Campus, Building A, 9503 East 33rd Street, Indianapolis, Indiana 46235. Accommodations are available upon request to persons who are interested in attending the public hearing but have a disability or with limited English proficiency by email to indygoboard@indygo.net. Please allow at least two business days prior to the public hearing to arrange for accommodations.

INI-11/2/2026-12742815

Page
Intentionally
Left
Blank

Date of Memo: November 10, 2025
Board Meeting: November 19, 2026

BOARD MEMORANDUM

TO: Indianapolis Public Transportation Corporation (IPTC) Board of Directors

THROUGH: President and CEO Jennifer Pyrz

FROM: Director of Capital Projects Matt Duffy

SUBJECT: Consideration and approval of a Blue Line contract change order for work between Holt Road & Livingston Avenue

---

ACTION ITEM A – 3

RECOMMENDATION:

It is recommended that the Board of Directors authorize the President and Chief Executive Officer to execute a contract change order (CCO) with Gradex, Inc. totaling $1,520,116.38 to construct roadway improvements on Washington Street between Holt Road & Livingston Avenue, bringing the new contract total to $209,794,473.40.

BACKGROUND:

The Blue Line was initially planned to operate on West Washington Street between the Town of Cumberland and High School Road. However, as plans and cost estimates evolved, the segment west of Holt Road was moved off Washington Street and onto I-70. This change meant that infrastructure upgrades west of Holt Road such as pavement rehabilitation, stormwater drainage and sidewalks would no longer be undertaken as part of the Blue Line project but would be constructed as a part of a separate project led by DPW. As design was nearing completion on the Blue Line the project team realized that there was a discrepancy in exact construction limits between the two projects by two blocks between Holt Road and Livingston Avenue. This location is shown in the attached Exhibit. Due to the area being east of Holt Road, it was determined that construction of this necessary infrastructure belonged in the Blue Line project. Design was progressed and issued to the contractor in September.

DISCUSSION:

The CCO includes pavement rehabilitation, sidewalk and driveway construction, stormwater, and a new traffic signal at the Holt Road intersection. The work is anticipated to be completed in 2027.

FISCAL IMPACT:

This work will be funded from the Blue Line BRT project contingency budget.

DBE/XBE DECLARATION:

The DBE goal for this contract is 10.5%. There is no additional DBE participation anticipated with the addition of this work. Although the DBE certification and reporting processes are paused due to INDOT's ongoing implementation of the final regulations, actual DBE utilization to-date is 26.6%.

EXHIBIT:

CCO Holt Road to Livingston Avenue construction limits



Page
Intentionally
Left
Blank

Date of Memo: November 10, 2026
Board Meeting: November 19, 2026

BOARD MEMORANDUM

TO: Indianapolis Public Transportation Corporation (IPTC) Board of Directors

THROUGH: President and CEO Jennifer Pyrz

FROM: Director of Capital Projects Matt Duffy

SUBJECT: Consideration and approval of a task order with Butler, Fairman & Seufert (BF&S) for construction management services on the Blue Line BRT project

---

ACTION ITEM A – 4

RECOMMENDATION:

It is recommended that the Board of Directors authorize the President and Chief Executive Officer to execute a new Task Order with BF&S for construction management (CM) services on the Blue Line BRT project for an amount not to exceed $17,058,850.

BACKGROUND:

The Board of Directors approved the award of a construction management contract under RFQ 21-09-424 on the Blue Line to Stantec in 2022. In April 2024 Stantec assigned the contract to BF&S, which has been providing CM services on the project since that time. This is a task order-based contract with a specific scope and fee for each new task order negotiated individually. To date, there have been five task orders with fees totaling $24,273,435 issued. BF&S's current task orders cover their work through the end of 2026. If executed, this task order will include CM services through 2028.

DISCUSSION:

BF&S's CM services on the Blue Line will ensure that construction meets contract plans, specifications, terms, and applicable ADA standards, as well as FTA's quality management guidelines. Additional services include project controls (scope, schedule, budget), change management, independent cost estimates, pay application reviews and approvals, daily construction inspection/oversight, utility coordination, erosion control monitoring, material testing, risk management, monthly and quarterly reporting, and public outreach assistance.

FISCAL IMPACT:

This work will be funded from the Blue Line BRT project contingency budget.

DBE/XBE DECLARATION:

DBE participation on this task order is 27.3%. The overall DBE goal on BF&S's contract was 15%. Although the DBE certification process is paused, actual utilization to-date is 22.7%.

Page
Intentionally
Left
Blank

Date of Memo: November 10, 2026
Board Meeting: November 19, 2026

BOARD MEMORANDUM

TO: Indianapolis Public Transportation Corporation (IPTC) Board of Directors

THROUGH: President and Chief Executive Officer Jennifer Pyrz

FROM: Chief Information Officer Marcus Burnside

SUBJECT: Consideration and approval of secondary internet contract amendment

---

ACTION ITEM A – 5

RECOMMENDATION:

It is recommended that the Board of Directors authorize the President and Chief Executive Officer to enter into a three-year contract amendment with Xiber, LLC, to provide secondary Internet services in an amount not exceeding $73,500, for a total contracted amount not to exceed $132,270.

BACKGROUND:

Xiber is an internet service provider (ISP) founded in Indianapolis. Xiber provides high-speed internet, fixed wireless, and fiber connections, specializing in bulk internet and TV services for multi-dwelling units (MDUs) like apartment complexes and condominiums, as well as commercial venues.

Xiber utilizes a hybrid network, combining high-speed fiber-optic lines with fixed wireless point-to-point radio transmissions, where data travels from a central data center via fiber-optic cables to local towers or rooftops, and then uses high-capacity radio frequencies (fixed wireless) to beam straight to your home or business without heavy underground cables, delivering multi-gigabit speeds ranging from 1 Gbps up to 10 Gbps with low latency.

DISCUSSION:

Since 2017, Xiber has been our secondary Internet service provider for our 1501 W. Washington St. (West Campus), 2425 W. Michigan St. (WMS), 201 E. Washington St. (CTC), and 9503 E. 33rd St. (East Campus) locations. As part of IPTC's disaster recovery and business continuity plans, having a primary and secondary internet connection provides critical backup and improved reliability, redundancy, and failover. If your primary internet service provider (ISP) goes down due to an outage, bad weather, or cut cables, the second connection automatically or manually takes over so you stay online. The contract with Xiber is due to expire on December 31, 2026. A detailed evaluation was conducted to assess the performance of our secondary Internet services and its impact over the contract term, and it was determined that Xiber has met or exceeded our expectations and disaster recovery design requirements. IPTC has elected to amend our contract with Xiber for the West Campus, CTC, and East Campus locations (WMS will not be utilized after December 31, 2026), and continue receiving quality Internet services without increasing our current costs over the contract amendment term.

FISCAL IMPACT:

This project will be funded by the Information Technology operating budget. The cost for Internet services will be $24,500 for each fiscal year of the contract (FY2027-FY2029), for a contract amendment total of $132,270. There is no change in cost versus the previous years' services.

DBE/XBE DECLARATION:

There is no XBE participation for this procurement because there are no certified firms and no subcontracting opportunities associated with this scope of work.

Date of Memo: November 10, 2026
Board Meeting: November 19, 2026

BOARD MEMORANDUM

TO: Indianapolis Public Transportation Corporation (IPTC) Board of Directors

THROUGH: President and Chief Executive Officer Jennifer Pyrz

FROM: Chief Information Officer Marcus Burnside

SUBJECT: Consideration and approval of voice services contract amendment

---

ACTION ITEM A – 6

RECOMMENDATION:

It is recommended that the Board of Directors authorize the President and Chief Executive Officer to enter into a three-year contract amendment with RingCentral, Inc. d.b.a. Avaya Cloud Services to provide cloud-based voice services in an amount not exceeding $183,000, for a total contracted amount not to exceed $553,000.

BACKGROUND:

VoIP refers to the technology that allows us to make and receive phone calls over the Internet in real-time. It is a set of protocols working together to deliver Internet telephony functions like regular phone lines. The difference is that VoIP provides flexibility and mobility that traditional telephony cannot. Delivering voice calling functions over Internet connections allows anyone to use VoIP from anywhere via their laptops, desktops, or smart devices.

DISCUSSION:

Since January 2021, RingCentral has been our VoIP vendor for voice services. The IPTC Board of Directors approved a contract with RingCentral in December 2020 for an amount not to exceed $197,519, and a contract amendment in December 2023 for an amount not to exceed $171,000. The contract with RingCentral is due to expire in January 2027. A detailed evaluation was conducted to assess the performance of our voice services and its impact over the contract term, and it was determined that RingCentral has met or exceeded our expectations. IPTC has elected to amend our contract with RingCentral and continue receiving quality voice services without increasing our current costs over the contract amendment term.

FISCAL IMPACT:

This project will be funded by the Information Technology operating budget. The cost for voice services will be $61,000 for each fiscal year of the contract (FY2027-FY2029), for a contract amendment total of $183,000. There is no change in cost versus the previous three years of the contract.

DBE/XBE DECLARATION:

There is no XBE participation for this procurement because there are no certified firms and no subcontracting opportunities associated with this scope of work.

Page
Intentionally
Left
Blank

Date of Memo: November 09, 2026
Board Meeting: November 19, 2026

BOARD MEMORANDUM

TO: Indianapolis Public Transportation Corporation (IPTC) Board of Directors

THROUGH: President and CEO Jennifer Pyrz

FROM: Chief People Officer Kellie Woods

SUBJECT: Consideration and approval of Anthem for group health, dental, and stop-loss insurance coverage

---

ACTION ITEM A – 7

RECOMMENDATION:

It is recommended that the Board of Directors authorize the President and Chief Executive Officer to enter into a contract with Anthem for employee group health, dental insurance and stop-loss insurance coverage for current member enrollment at an annual estimated cost of $13,000,000.00 (Medical), $443,136.00 (Dental), and $1,787,544.00 (Stop-Loss) respectively, subject to increase or decrease based on future enrollment.

BACKGROUND:

IPTC maintains a progressive approach to creating a healthier workforce. We offer comprehensive benefits packages that provide a range of insurance options suitable for employees and families. IPTC provides insurance coverage to help employees offset the cost of health care while helping to promote workplace wellness.

DISCUSSION:

Anthem is the incumbent vendor providing group health, dental, and vision insurance coverage for IndyGo. The health plan with Anthem is self-funded. IndyGo's benefits advisory and consulting firm, LHD Benefits Advisors, sent out a request for proposals (RFP) to reinsurance carriers, but Anthem's stop-loss offer provided the best overall financial and coverage for IndyGo's health plan.

New for 2027 the organization removed the wellness vs. non-wellness plans. Data between the plans was unable to substantiate if that approach was an effective method to improve employee's overall health and well-being. We are focusing on sending a message that promotes a more positive supportive approach to health and wellness.

Both Anthem dental and vision are on a guaranteed rate hold until 2029.

The Anthem dental plan was due to renew in 2027 however; we were able to negotiate a renewal that guaranteed us a rate hold to fall alongside the Anthen vision plan. The Anthem dental plan will incur a 5% increase in premiums.

The Anthem vision plan did not incur an increase as it was previously on a rate hold until 2029.

The following are the below monthly totals along with Corporation and Employee share percentages.

Preferred Provider Option (PPO) 85/15			
Coverage Tier	**Total Monthly Cost**	**Corporation Share (85%)**	**Employee Share (15%)**
Employee Only	$ 1,091.28	$ 927.59	$ 163.69
Employee + Spouse	$ 1,673.15	$ 2,272.17	$ 400.97
Employee + Child(ren)	$ 2,053.47	$ 1,745.45	$ 308.02
Family	$ 3,754.52	$ 3,191.35	$ 563.18

High-Deductible Health Plan (HDHP Plan #1) 85/15			
Coverage Tier	**Total Monthly Cost**	**Corporation Share (85%)**	**Employee Share (15%)**
Employee Only	$ 978.51	$ 831.74	$ 146.78
Employee + Spouse	$ 2,446.35	$ 2,079.40	$ 366.95
Employee + Child(ren)	$ 1,879.23	$ 1,597.34	$ 281.88
Family	$ 3,435.98	$ 2,920.58	$ 515.40

High-Deductible Health Plan (HDHP Plan #2) 85/15			
Coverage Tier	**Total Monthly Cost**	**Corporation Share (85%)**	**Employee Share (15%)**
Employee Only	$ 952.66	$ 809.76	$ 142.90
Employee + Spouse	$ 2,381.73	$ 2,024.47	$ 357.26
Employee + Child(ren)	$ 1,829.58	$ 1,555.14	$ 274.44
Family	$ 3,345.21	$ 2,843.43	$ 501.78

Dental			
Coverage Tier	**Total Monthly Cost**	**Corporation Share (80%)**	**Employee Share (20%)**
Employee Only	$ 30.84	$ 24.67	$ 6.17
Employee + Spouse	$ 59.12	$ 47.30	$ 11.82
Employee + Child(ren)	$ 82.84	$ 66.27	$ 16.57
Family	$ 122.50	$ 98.00	$ 24.50

Vision			
Coverage Tier	**Total Monthly Cost**	**Corporation Share (80%)**	**Employee Share (20%)**
Employee Only	$ 6.92	$ 5.53	$ 1.39
Employee + Spouse	$ 11.76	$ 9.41	$ 2.35
Employee + Child(ren)	$ 12.45	$ 9.96	$ 2.49
Family	$ 18.67	$ 14.93	$ 3.74

Wellness Incentive Program

IndyGo will continue to provide a wellness incentive program for represented employees. We are in the process of reviewing the program to determine if the $150.00 incentive will be open to non-represented employees in 2028.

FISCAL IMPACT:

The total cost for the insurance coverage is within the approved budgeted amounts in the 2027 budget.

DBE/XBE DECLARATION:

There were no XBE goals set for this procurement because there are no certified firms and no subcontracting opportunities.

Page
Intentionally
Left
Blank

Date of Memo: November 10, 2026
Board Meeting: November 19, 2026

BOARD MEMORANDUM

TO: Indianapolis Public Transportation Corporation (IPTC) Board of Directors

THROUGH: President and CEO Jennifer Pyrz

FROM: Project Manager Christian Cambron

SUBJECT: Consideration and approval of a task order for Lochmueller Group for utility coordination services on the Boulevard Place Bus Stop Improvements Project

---

ACTION ITEM A – 8

RECOMMENDATION:

It is recommended that the Board of Directors authorize the President and Chief Executive Officer to execute a task order with Lochmueller Group (Lochmueller) for an amount not to exceed $12,900 for utility coordination services on the Boulevard Place Bus Stop Improvements Project, bringing the total fee for the project to $112,600.

BACKGROUND:

Lochmueller's original task order for this project, dated August 5, 2026, totaled $99,700. The $12,900 supplement will bring Lochmueller's total fee for the project to $112,600. These services are provided through Lochmueller's on-call contract with IPTC for street design and civil engineering services procured through RFQ 23-03-475. This is a task order-based contract with specific scopes and fees for each new task order negotiated individually. To date, there have been four task orders executed with fees totaling $168,800 over three projects.

The Boulevard Place Bus Stop Improvements Project includes Americans with Disabilities Act (ADA) improvements, sidewalk improvements, and curb ramp improvements for six bus stops at three intersections along Boulevard Place in the Butler-Tarkington neighborhood in Indianapolis. Construction services will be solicited in early 2027, with construction completion anticipated before June 2027. See locations within the attached Project Exhibit.

DISCUSSION:

This supplement pertains to Lochmueller's services as the Designer of Record (DOR) for the project. Under the original task order, Lochmueller is scoped for services including project management, design and plan development, bid administration, National Historic Preservation Act (NHPA) investigation, construction phase support, and topographic survey. The supplement includes services to conduct the utility coordination process including coordination with utilities to develop and approve work plans.

FISCAL IMPACT:

This task order is locally funded in the capital budget.

DBE/XBE DECLARATION:

The initial task order for the Boulevard Place Bus Stop Improvements Project included XBE participation of 12%. This small supplement for utility coordination services does not include additional XBE participation.

PROJECT EXHIBIT:

Bus Stop Improvement Locations

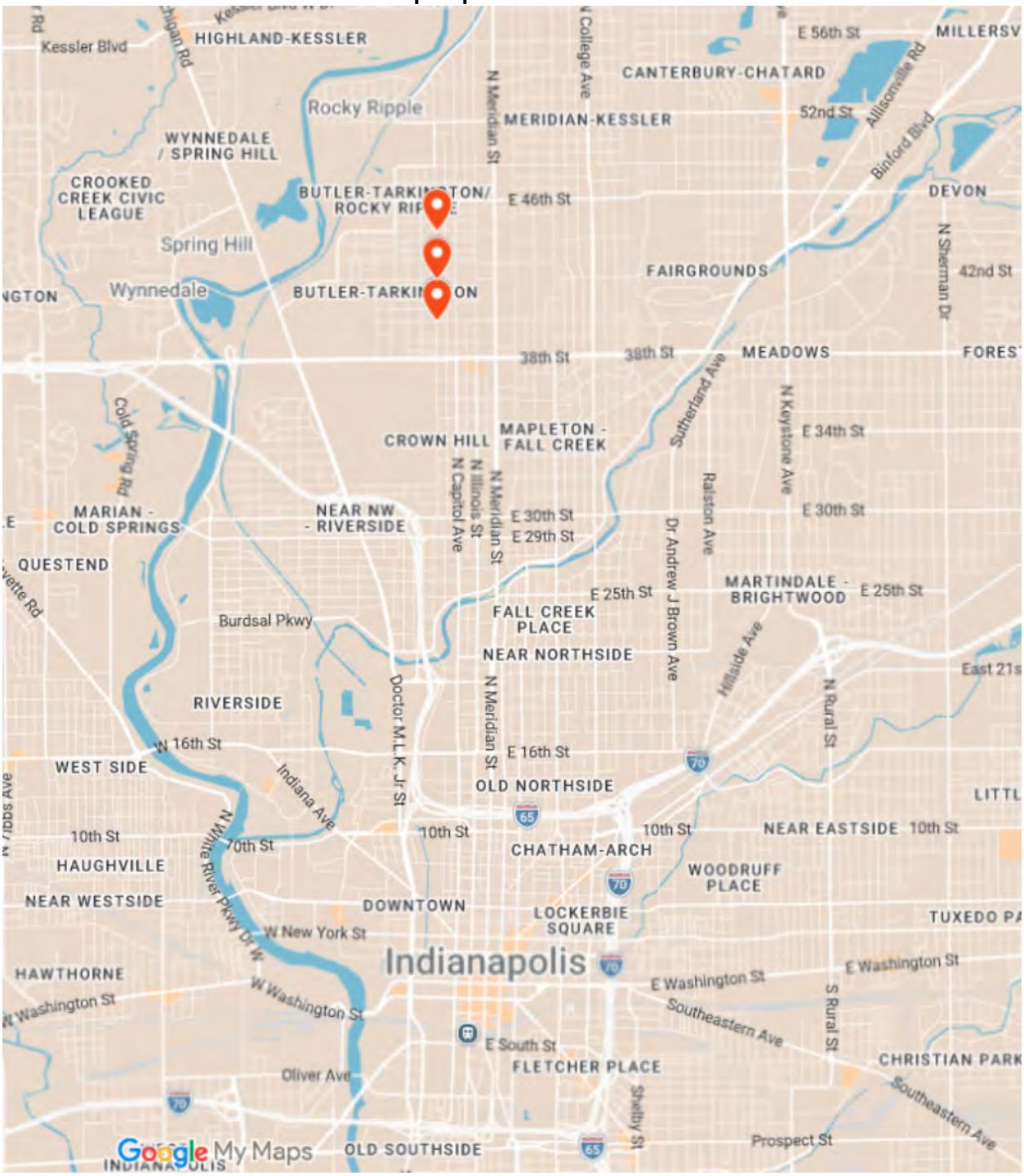

Page
Intentionally
Left
Blank

Date of Memo: November 10, 2026
Board Meeting: November 19, 2026

BOARD MEMORANDUM

TO: Indianapolis Public Transportation Corporation (IPTC) Board of Directors

THROUGH: President and CEO Jennifer Pyrz

FROM: Project Manager Christian Cambron

SUBJECT: Consideration and approval of a task order for Lochmueller Group for design services on the Greenwood Park Mall Bus Stop Improvement Project

---

ACTION ITEM A – 9

RECOMMENDATION:

It is recommended that the Board of Directors authorize the President and Chief Executive Officer to execute a task order with Lochmueller Group (Lochmueller) for an amount not to exceed $113,600 for design services on the Greenwood Park Mall Bus Stop Improvement Project.

BACKGROUND:

These services are provided through Lochmueller's on-call contract with IPTC for street design and civil engineering services procured through RFQ 23-03-475. This is a task order-based contract with specific scopes and fees for each new task order negotiated individually. To date, there have been four task orders executed with fees totaling $168,800 over three projects.

The Greenwood Park Mall Bus Stop Improvements Project will extend the existing IPTC bus pull-off location on County Line Road between US 31 and Madison Avenue on the south side of Indianapolis. The extension will allow two 40-foot buses to use the pull-off at the same time.

Construction services will be solicited in the second quarter of 2027, with construction completion anticipated before the end of 2027. The City of Greenwood has been made aware of this project. See locations within the attached Project Exhibit.

DISCUSSION:

This task order pertains to Lochmueller's services as the Designer of Record (DOR) for the project. Under the first task order for this project, dated April 30, 2026, Lochmueller completed a feasibility study to inform IPTC decision-making about whether to move forward with a desired bus stop improvement at this location.

This task order will cover design services through bid phase and construction. These services include project management, design and plan development, bid administration services, construction phase services, utility coordination, geotechnical engineering services, and pavement design services.

FISCAL IMPACT:

This project is locally funded in the capital budget.

DBE/XBE DECLARATION:

This task order does not include XBE participation. While there is no overall DBE or XBE goal set for Lochmueller's on-call contract, overall XBE participation for the contract to date is 12.0%.

PROJECT EXHIBIT:

Bus Stop Improvement Location

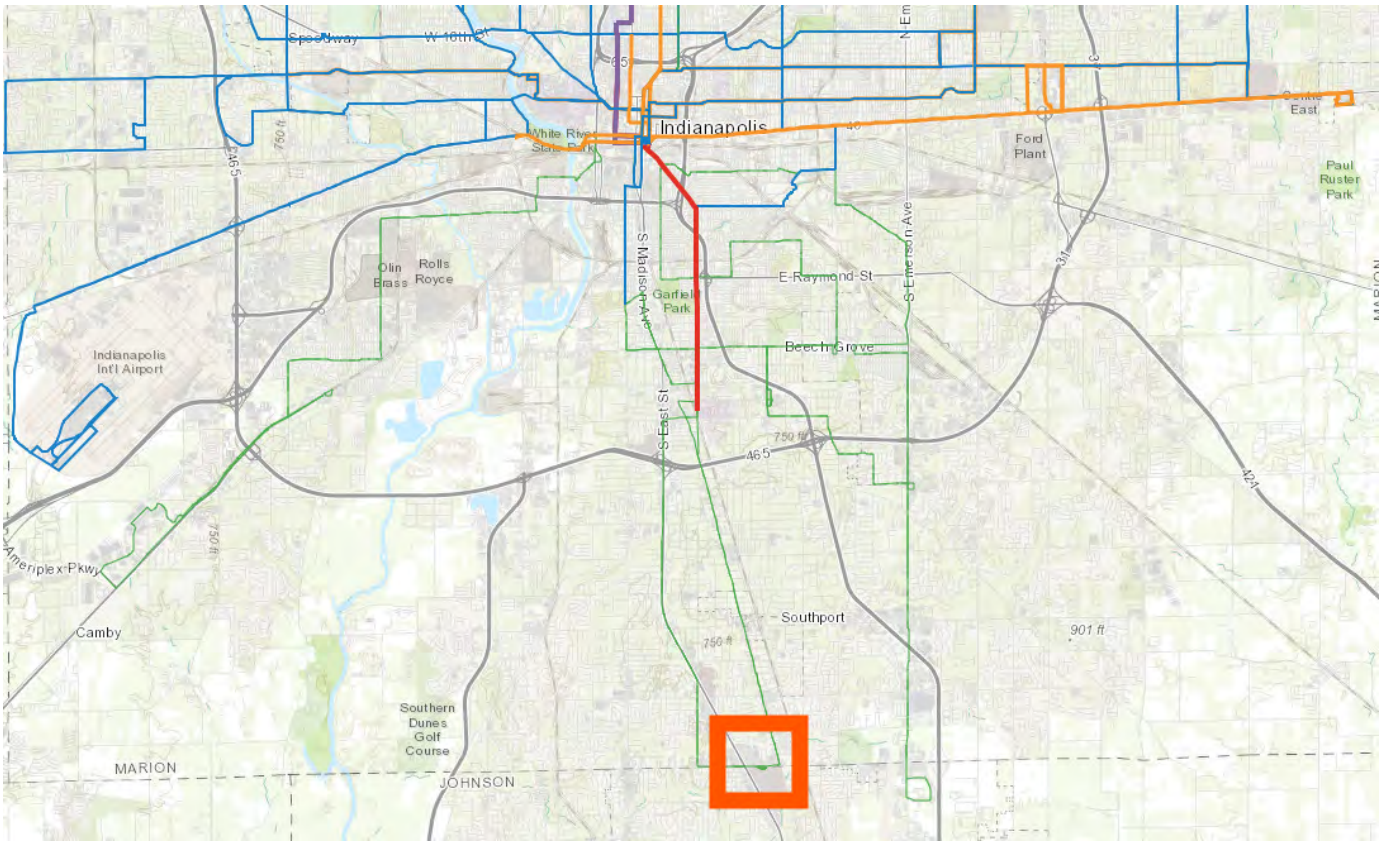



Page
Intentionally
Left
Blank

Date of Memo: November, 06 2026
Board Meeting: November, 19 2026

BOARD MEMORANDUM

TO: Indianapolis Public Transportation Corporation (IPTC) Board of Directors

THROUGH: President and CEO Jennifer Pyrz

FROM: Senior Project Manager Capital Facilities Projects Sarah Stentz

SUBJECT: Consideration and approval of contractor for the East Campus Building C demolition project

---

ACTION ITEM A –10

RECOMMENDATION:

It is recommended that the Board of Directors authorize the President and Chief Executive Officer to enter into a contract with Sehlhorst Equipment Services LLC, for the value of $380,000 for the complete scope of demolition and seeding of the East Campus Buildings C-1 & C-2.

BACKGROUND:

Upon purchase of the East Campus, IPTC acquired several buildings in addition to Buildings A & B. These locations are commonly referred to as the C Building and Dormitories or C-1 and C-2. Their use over the past four years has been to house our IndyGo Access vendor. With the upcoming relocation of these services to an adjacent property, IPTC will no longer have a use for the spaces as they are out of date and designed for a specific use that does not provide value to the agency. Through a competitive IFB, IndyGo sought bids for the project. We received five in total with Sehlhorst noted as the lowest responsive and responsible bidder.

DISCUSSION:

This project will demolish both C-1 and C-2 buildings in full, disconnecting utilities and removing all rubble and debris from site. Work is planned to begin in February of 2027. Upon completion of work the contractor will be responsible to seed the complete area for grass including where the old trailers used to sit on property.

FISCAL IMPACT:

This project is funded through the Capital Budget.

DBE/XBE DECLARATION:

Participation for this project is 6% WBE.

Page
Intentionally
Left
Blank

Date of Memo: November 13, 2026
Board Meeting: November 19, 2026

BOARD MEMORANDUM

TO: Indianapolis Public Transportation Corporation (IPTC) Board of Directors

THROUGH: President/CEO Jennifer Pyrz

FROM: Director of Strategic Planning Kevin McNally

SUBJECT: Consideration and approval of On-Call Planning Services contract

---

ACTION ITEM A – 11

RECOMMENDATION:

Staff recommends that the IPTC Board of Directors authorize the President and CEO to award a multi-year contract for on-call planning services to Nelson\Nygaard Consulting Associates Inc.

BACKGROUND:

Beginning in 2020, IPTC utilized an On-Call Planning Services contract to obtain specialized consulting support for planning studies, technical analyses, and other planning-related assignments, as specific needs arose. This contract provided IPTC with additional capacity and flexibility to quickly initiate planning efforts and access subject matter experts in specialized technical areas. Examples of work under that contract include a Comprehensive Operational Analysis (COA), an analysis of IPTC's Service Standards, a Title VI Service Monitoring Report, and a vehicle replacement analysis.

With the expiration of the On-Call Planning Services contract in 2026, IPTC staff identified an ongoing need for continued access to these planning support services. The most immediate need is a new COA, which IPTC conducts every five years to evaluate the performance of its fixed-route transit network and identify opportunities for improvement.

DISCUSSION:

To maintain access to on-call consulting support for future planning initiatives, including the upcoming COA, IPTC conducted a competitive procurement to establish a new On-Call Planning Services contract. A Request for Proposals (RFP) was issued in August 2026 and was organized around two subject areas: Transit Planning & Design and Operations Review & Analysis. This approach enabled IPTC to evaluate firms with expertise across both subject areas to select a qualified consultant team capable of supporting a wide range of planning and analytical tasks.

Through the solicitation process, IPTC received a total of eight vendor proposals. Six of the vendor proposals were deemed to be responsive. An evaluation committee, consisting of representatives from the Strategic Planning and Service Planning departments, reviewed and scored the responsive proposals based on the criteria established in the solicitation, including the vendor's understanding of the requested services, their on-call management approach, key personnel, relevant project experience, and cost. Based on the evaluation committee's review and scoring of responsive proposals, Nelson\Nygaard received the highest overall score.

FISCAL IMPACT:

Approval of this action item does not commit IPTC to incurring any costs. Instead, the final scope, schedule, deliverables, and fee for services under this contract will be defined through individual task orders. Staff will present task orders to the Board of Directors for consideration and approval before any costs are incurred.

DBE/XBE DECLARATION:

This locally funded contract is subject to IPTC's XBE participation requirements. Because the contract is task order-based, XBE participation will be determined with each task order based on the scope of the individual task order.

Nelson\Nygaard satisfied the solicitation's good-faith-effort requirement by identifying Hirons (WBE) and Everett Elite Consulting (MBE) as potential subconsultants. Their utilization and corresponding participation will be determined based on each task order's scope and will be evaluated and approved accordingly.

Page
Intentionally
Left
Blank

Date of Memo: November 13, 2026
Board Meeting: November 19, 2026

BOARD MEMORANDUM

TO: Indianapolis Public Transportation Corporation (IPTC) Board of Directors

THROUGH: President and CEO Jennifer Pyrz

FROM: Director of Strategic Planning Kevin McNally

SUBJECT: Consideration and approval of a task order with Nelson/Nygaard for a Comprehensive Operational Analysis

---

ACTION ITEM A – 12

RECOMMENDATION:

Staff recommends that the IPTC Board of Directors authorize the President and CEO to execute a task order (Task Order 1) under the On-Call Planning Services contract with Nelson\Nygaard Consulting Associates, Inc. to include the first phase of a new Comprehensive Operational Analysis (COA) for an amount not to exceed $250,000.

BACKGROUND:

Every five years, IPTC conducts a COA to evaluate the performance of its fixed-route transit network and identify opportunities to better align service with current travel patterns, ridership demand, and available agency resources. Every COA examines existing service conditions, including ridership, productivity, reliability, travel patterns, and route- and segment-level performance. Each completed COA results in the development of an updated Future Service Plan, which guides IPTC's fixed route network over the subsequent five years. The last COA resulted in the 2027 Transit Network, which was adopted by the IPTC Board of Directors in 2022.

DISCUSSION:

This task order will enable IPTC to evaluate the performance of the service changes that have taken place since the adoption of the 2027 Transit Network. It will also allow IPTC to reassess any remaining, but yet to be implemented, service changes. Like the last COA, this COA will focus on targeted refinements to the network that can be implemented over the next three to five years.

Included in the services for Task Order 1 is a project kickoff, project management, existing-conditions analysis, initial stakeholder and public engagement, and the development and evaluation of initial service recommendations across IPTC's fixed-route service area. Like the last COA, this COA will produce a future service plan that is cost constrained, meaning that IPTC's projected budget for future years will dictate the amount of service we commit to rolling out and operating at any given point in time. The completed COA will also include a service equity screening to ensure that any proposed service changes do not have unintended impacts on low-income and minority populations, which will be scoped as part of the second phase of the project beginning in Q3 2027.

FISCAL IMPACT:

This task order will be funded using local dollars, which are included in the 2026 operating budget appropriation.

DBE/XBE DECLARATION:

Nelson\Nygaard has identified Hirons and Everett Elite Consulting as XBE subconsultants for Task Order 1. The two subconsultants will provide public and stakeholder engagement services, representing 13.7%, or $34,170, of Task Order 1.

Page
Intentionally
Left
Blank

Date of Memo: November 05, 2026
Board Meeting: November 19, 2026

BOARD MEMORANDUM

TO: Indianapolis Public Transportation Corporation (IPTC) Board of Directors

THROUGH: President and CEO Jennifer Pyrz

FROM: Director of Fleet Services Devon Smith

SUBJECT: Consideration and approval of 10 medium transit cutaway vehicles for paratransit services

---

ACTION ITEM A – 13

RECOMMENDATION:

It is recommended that the Board of Directors authorize the President and Chief Executive Officer to purchase 10 Medium Transit Vehicles for Paratransit Services for a total cost of $1,521,560.

BACKGROUND:

IPTC has 75 cutaway vans that are currently operated by MV Transportation. This year, 11 of those vehicles have reached the end of their seven-year useful lives and are slated for retirement. These new buses will ensure that MV Transportation can sustain reliable paratransit services. These buses will be two feet longer than previously purchased vehicles, which will enable them to increase their wheelchair capacity from two to four without changing operator licensing requirements.

DISCUSSION:

These vehicles will be purchased from Midwest Transit Equipment Inc. through Indiana's Department of Administration Quality Purchase Agreement 100257. This contract was competitively solicited and awarded in compliance with FTA regulations. Accordingly, IPTC may utilize federal funds to purchase buses through the QPA. The individual purchase cost is $152,156 per vehicle and includes delivery costs and all necessary technology add-ons. These vehicles will be based on the Ford E-450 platform and built by Forest River Bus.

FISCAL IMPACT:

This purchase utilizes $1,275,000 in federal funding with a $225,000 local IPTC match for an 85/15 funding split.

DBE/XBE DECLARATION:

Transit vehicle manufacturers are required by the FTA to maintain their own DBE programs.

Page
Intentionally
Left
Blank

Date of Memo: November 17, 2026
Board Meeting: November 19, 2026

BOARD MEMORANDUM

TO: Indianapolis Public Transportation Corporation (IPTC) Board of Directors

THROUGH: President and CEO Jennifer Pyrz

FROM: Director of Fleet Services Devon Smith

SUBJECT: Ratification of the award of the fuel supplier contract

---

ACTION ITEM A – 14

RECOMMENDATION:

It is recommended that the Board of Directors ratify the award of the contract with Keystone Cooperative to supply 1,710,000 gallons of diesel fuel at a total cost of $5,972,517 for the period of January 1, 2027, through December 31, 2027.

BACKGROUND:

At its meeting on October 15, 2026, the Board delegated authority to award a contract for diesel fuel to IPTC's Chief Financial Officer (CFO). Due to the volatility of the fuel market, fuel suppliers base their bids on daily fuel prices, and the bids are typically valid for one hour.

DISCUSSION:

Bids for the diesel fuel supply contract from seven qualified bidders were opened on November 17, 2026. The CFO awarded the contract to Keystone Cooperative, the lowest responsive and responsible bidder with a price of $3.4927 per gallon. The contractual guaranteed fuel volume is 1,710,000 gallons for a total cost of $5,972,517. This represents a savings to IPTC of $117,306 compared with the next lowest bid of $3.5613 per gallon. When monthly fuel consumption exceeds the monthly guaranteed quantity, Keystone Cooperative will supply IPTC with the additional fuel at the market rate.

FISCAL IMPACT:

The funding source for this procurement is through the operating budget.

DBE/XBE DECLARATION:

This solicitation was reviewed for XBE participation opportunities. Due to the lack of certified vendors available within the required scope of services, no XBE participation goal was established for this procurement.

Page
Intentionally
Left
Blank

Date of Memo: November 06, 2026
Board Meeting: November 19, 2026

BOARD MEMORANDUM

TO: Indianapolis Public Transportation Corporation (IPTC) Board of Directors

THROUGH: President and CEO Jennifer Pyrz

FROM: Chief Public Affairs Officer Carrie Black

SUBJECT: Consideration and approval of Resolution 2026-08 for free fare days for 2027

ACTION ITEM A - 15

RECOMMENDATION:

It is recommended that the Board of Directors authorize the President and Chief Executive Officer to approve free rides for the below listed days during the 2027 calendar year consistent with previous years' free fare days for fixed routes and IndyGo Access services.

- Transit Equity Day (Thursday, Feb. 4)
- Thanksgiving Day (Thursday, Nov. 25)
- Christmas Day (Saturday, December 25)
- New Year's Eve after 8 p.m. (Friday, Dec. 31)

BACKGROUND:

IPTC has supported free fares over the past six years for various holidays, election days, sponsored days and special events.

DISCUSSION:

The agency places top priority on removing the barrier of transportation costs, promoting safe travel and alternatives during these very important times in our city. Through these promotions we can help support and attract new riders to our service.

FISCAL IMPACT:

The IndyGo Foundation has secured OneAmerica Financial as a sponsor for Transit Equity Day, Thursday, Feb. 4, to include fare-free rides.
Average daily revenue is approximately $26,000 per day of service.

DBE/XBE DECLARATION:

Not applicable.

Page
Intentionally
Left
Blank

INDIANAPOLIS PUBLIC TRANSPORTATION CORPORATION
BOARD OF DIRECTORS

RESOLUTION 2026-08

A RESOLUTION approving the Indianapolis Public Transportation Corporation (IPTC) to offer free fares for riding a bus on select days in 2027.

WHEREAS, IPTC is an Indiana municipal corporation established to operate an urban mass transportation system to serve Indianapolis for the welfare of the general public, to expand the economic and social opportunities available to its residents, and to render adequate service essential to relieve traffic congestion which would otherwise prevent the rapid and efficient movement of persons and goods in and about the city; and

WHEREAS, free fare days reduce barriers to transportation experienced by many of IPTC's riders, thus expanding their economic and social opportunities, particularly during the holidays.

NOW, THEREFORE BE IT RESOLVED BY THE BOARD OF DIRECTORS OF THE INDIANAPOLIS PUBLIC TRANSPORTATION CORPORATION:

Section 1. The Board hereby authorizes IPTC to offer free public transit fares on the following days in 2027:

- Transit Equity Day (Thursday, Feb. 4)
- Thanksgiving Day (Thursday, Nov. 25)
- Christmas Day (Saturday, December 25)
- New Year's Eve after 8 p.m. (Friday, Dec. 31)

Section 2. This Resolution shall be in full force and effect from and after its adoption.

Section 3. If any section, paragraph, or provision of this Resolution shall be held to be invalid or unenforceable for any reason, the invalidity or unenforceability of any such section, paragraph or provision shall not affect any of the remaining provisions of this Resolution.

ADOPTED by the Board of Directors of the Indianapolis Public Transportation Corporation this 19th day of November 2026.

BOARD OF DIRECTORS
INDIANAPOLIS PUBLIC
TRANSPORTATION CORPORATION

By: _____
Gregory F. Hahn, Board Chair

ATTEST:

By: _____
Robert M. Frye, Chief Legal Officer

Page
Intentionally
Left
Blank

Date of Memo: November 09, 2026
Board Meeting: November 19, 2026

BOARD MEMORANDUM

TO: Indianapolis Public Transportation Corporation (IPTC) Board of Directors

THROUGH: President and CEO Jennifer Pyrz

FROM: Chief Operations Officer, Annette Darrow

SUBJECT: Consideration and approval of authorization of contract to upgrade HASTUS software by GIRO

ACTION ITEM A – 16

RECOMMENDATION:

It is recommended that the Board of Directors authorize the President and CEO to enter into a one-year contract with HASTUS by GIRO to upgrade the HASTUS software to 2027 edition, and to add the MinBus and NetPlan modules, in an amount not to exceed $1,295,640.00.

BACKGROUND:

HASTUS is software designed for public transit agencies. It is used to build bus schedules, assign work to bus operators, and manage daily operations. IPTC has utilized HASTUS by GIRO since 2005, transitioning to the cloud-based 2021 version in 2022. HASTUS is an integrated platform that supports key operational functions of IPTC through several complementary modules.

The Transportation and Service Planning Departments utilize HASTUS for the following functions:

- Service Planning and Scheduling: Maintains data on bus stops, shelters, route schedules, and operator work assignments.
- Operator Bidding: Manages the process through which bus operators select their work assignments, including through the Bid Web tool.
- Daily Operations: Manages operator payroll, attendance, and day-to-day service adjustments.
- Customer Information: Provides schedule data for trip planning and real-time information tools.

This software is critical for ensuring efficient service delivery and supporting both internal operations and customer-facing tools.

DISCUSSION:

While HATUS has served IPTC well, our version is five generations behind the most recent release. As any software ages, it can encounter compatibility issues with third-party programs, particularly online platforms. HASTUS remains one of IPTC's most important tools, and upgrading now will ensure that it continues to support daily operation and delivery of services for years to come.

MinBus is an enhancement to the HASTUS program. The MinBus module adds enhanced optimization tools and utilizes IPTC's real-time fleet data, including electric bus charge and range information, to improve the efficiency of scheduling and operations. The incorporation of these tools would improve the overall efficiency of IPTC operations, by reducing vehicle requirements, lowering operating costs, and improving service efficiency.

The NetPlan module enhances utilization of IPTC data into network planning within the HASTUS environment. NetPlan will allow IPTC planners to build and compare alternative routes and networks that consider scheduling, fleet and operational concerns. NetPlan also integrates census data and origin-destination data, enhancing evaluation of rider impact and Title VI requirements from the very beginning of the planning process. Incorporating these data points earlier in the planning process will enhance the analysis of the impact of route changes, identify and compare potential adjustments, and model larger redesigns of transit routes and service levels, while also providing cost-neutral solution testing, operational cost estimates, and scenario forecasting.

The following table provides a breakdown of the cost:

Item	**Amount**
HASTUS 2027 Edition Upgrade	$900,000
HASTUS MinBus Module	$200,000
HASTUS NetPlan Module	$195,640
Total (not to exceed)	**$1,295,640**

FISCAL IMPACT:

The funding for this project is budgeted and will come from the Capital Budget.

DBE/XBE DECLARATION:

This contract does not have DBE goals because this is a non-competitive procurement for proprietary software. In addition, no DBE goals may be placed on procurements at this time pending implementation of the DBE Program's Final Rule and public availability of INDOT's DBE Directory.

Page
Intentionally
Left
Blank

Date of Memo: November 09, 2026
Board Meeting: November 19, 2026

BOARD MEMORANDUM

TO: Indianapolis Public Transportation Corporation (IPTC) Board of Directors

THROUGH: President and CEO Jennifer Pyrz

FROM: Chief Operations Officer Annette Darrow

SUBJECT: Consideration and approval to enter a one-year software renewal for HASTUS by GIRO

ACTION ITEM A – 17

RECOMMENDATION:

It is recommended that the Board of Directors authorize the President and CEO to enter into a one-year contract with GIRO for the licensing, maintenance, cloud hosting, and software support of HASTUS, in an amount not to exceed $386,799.

BACKGROUND:

HASTUS is software designed for public transit agencies. It is used to build bus schedules, assign work to bus operators, and manage daily operations. IPTC has used HASTUS since 2005. In 2022, IPTC transitioned to the cloud-based version of the software, HASTUS 2021. With the cloud-based version, the software is hosted off-site and accessed over the internet rather than installed on IPTC servers.

HASTUS supports the Transportation and Service Planning Departments through the following functions:

- Service Planning and Scheduling: Maintains data on bus stops, shelters, route schedules, and operator work assignments.
- Operator Bidding: Manages the process through which bus operators select their work assignments, including through the Bid Web tool.
- Daily Operations: Manages operator payroll, attendance, and day-to-day service adjustments.
- Customer Information: Provides schedule data for trip planning and real-time information tools.

DISCUSSION:

HASTUS combines service planning, scheduling, operator work assignments, and daily operations management into one system. This integration enables IPTC to:

- Develop efficient run cuts, which divide bus schedules into operator shifts;
- Maintain appropriate staffing levels;
- Streamline the operator bidding process; and
- Determine accurate vehicle requirements.

HASTUS also provides the schedule data that IPTC shares with riders through Google Transit, third-party mobile apps, Avail, Swiftly, and digital signage at the Julia M. Carson Transit Center. This information gives riders accurate and timely trip information.

The current contract expires December 31, 2026. Renewal of this contract maintains IPTC's access to HASTUS, cloud hosting, and vendor support. Without renewal, IPTC would lose software support and could not continue using HASTUS.

That would disrupt service planning, scheduling, operator payroll, and the schedule information provided to riders. The proposed contract is for a one-year term.

FISCAL IMPACT:

The funding for this project is budgeted and will come from the Operating Budget.

DBE/XBE DECLARATION:

This software purchase will be completed using local funds as a non-competitive procurement for proprietary software; therefore, XBE participation is not available for this procurement.

Page
Intentionally
Left
Blank

Indianapolis Public Transportation Corporation

Budget to Actuals (Comparative Statement) - IndyGo

For the Ten Months Ending Saturday, October 31, 2026

1/13/2026 8:53 AM

Period Selected: 10

	Current Month				YTD				
	Actual	Budget	Budget Variance $	Budget Variance %	Actual	Budget	Budget Variance $	Budget Variance %	PRIOR YTD Actual
Operating Revenue									
Federal Assistance	375,000.00	1,218,833.16	(843,833.16)	(69.23)	13,906,000.00	12,188,331.60	1,717,668.40	14.09	13,615,148.00
Other Operating Income	214,459.78	299,478.33	(85,018.55)	(28.39)	7,631,703.69	2,994,783.30	4,636,920.39	154.83	12,559,379.71
Passenger Service Revenue	582,334.17	493,769.37	88,564.80	17.94	5,772,301.78	4,937,693.70	834,608.08	16.90	4,717,645.76
PMTF Revenue		947,485.67	(947,485.67)	(100.00)	11,369,828.00	9,474,856.70	1,894,971.30	20.00	11,369,828.00
Local Property & Excise Tax Revenue	3,558,425.83	3,558,425.83	0.00	0.00	37,429,678.00	35,584,258.30	1,845,419.70	5.19	36,405,036.90
Local Transit Income Tax Revenue	4,122,551.32	4,122,551.32	0.00	0.00	50,530,227.31	41,225,513.20	9,304,714.11	22.57	51,813,082.50
Service Reimbursement Program	22,083.00	22,083.33	(0.33)	(0.00)	220,830.00	220,833.50	(3.50)	(0.00)	220,830.00
Total Operating Revenues	**8,874,854.10**	**10,662,627.01**	**(1,787,772.91)**	**(16.77)**	**126,860,568.78**	**106,626,270.30**	**20,234,298.48**	**18.98**	**130,700,950.87**
Operating Expenses									
Personal Services									
Fringe Benefits	1,876,783.30	1,767,218.11	109,565.19	6.20	17,221,314.72	19,339,190.30	(2,117,875.58)	(10.95)	15,601,997.45
Overtime	852,383.26	262,356.21	590,027.05	224.90	7,033,032.22	2,885,918.30	4,147,113.92	143.70	5,466,571.94
Salary	4,515,271.01	4,430,630.43	84,640.58	1.91	41,880,230.35	48,736,934.76	(6,856,704.41)	(14.07)	43,194,989.83
Total Wages and Benefits	**7,244,437.57**	**6,460,204.75**	**784,232.82**	**12.14**	**66,134,577.29**	**70,962,043.36**	**(4,827,466.07)**	**(6.80)**	**64,263,559.22**
Other Services & Charges									
Claims	507,333.32	372,899.99	134,433.33	36.05	4,576,939.29	3,728,999.92	847,939.37	22.74	2,832,764.63
Miscellaneous Expenses	79,409.74	120,376.99	(40,967.25)	(34.03)	950,608.47	1,203,769.76	(253,161.29)	(21.03)	661,049.50
Purchased Transportation	1,060,400.48	991,457.50	68,942.98	6.95	10,530,854.43	9,914,575.00	616,279.43	6.22	10,965,789.50
Services	1,627,339.46	2,752,053.18	(1,124,713.72)	(40.87)	21,119,370.68	30,630,923.15	(9,511,552.47)	(31.05)	18,372,142.75
Total Utilities	210,533.79	291,193.07	(80,659.28)	(27.70)	2,294,438.83	2,911,930.70	(617,491.87)	(21.21)	2,143,283.42
Total Other Services & Charges	**3,485,016.79**	**4,527,980.73**	**(1,042,963.94)**	**(23.03)**	**39,472,211.70**	**48,390,198.53**	**(8,917,986.83)**	**(18.43)**	**34,975,029.80**
Materials & Supplies									
Fuel & Lubricants	465,850.54	566,458.34	(100,607.80)	(17.76)	4,329,293.02	5,664,583.40	(1,335,290.38)	(23.57)	4,153,141.45
Maintenance Materials	572,248.47	569,861.79	2,386.68	0.42	6,150,215.48	5,698,617.90	451,597.58	7.92	5,579,206.14
Other Materials & Supplies	18,450.45	90,610.89	(72,160.44)	(79.64)	415,668.54	1,084,321.10	(668,652.56)	(61.67)	356,941.01
Tires & Tubes	59,033.95	61,348.03	(2,314.08)	(3.77)	581,179.66	613,480.30	(32,300.64)	(5.27)	485,227.91
Total Materials & Supplies	**1,115,583.41**	**1,288,279.05**	**(172,695.64)**	**(13.41)**	**11,476,356.70**	**13,061,002.70**	**(1,584,646.00)**	**(12.13)**	**10,574,516.51**
Total Operating Expenses	**11,845,037.77**	**12,276,464.53**	**(431,426.76)**	**(3.51)**	**117,083,145.69**	**132,413,244.59**	**(15,330,098.90)**	**(11.58)**	**109,813,105.53**

Page
Intentionally
Left
Blank

Fare Revenue Report

2025 vs. 2026 Revenue · Year-to-Date Through October 2026

Month	2025 Revenue	2026 Revenue	YoY Change
Jan	$405,489	$502,090	**+23.8%**
Feb	$426,115	$475,226	**+11.5%**
Mar	$409,574	$532,148	**+29.9%**
Apr	$468,287	$583,235	**+24.5%**
May	$463,871	$562,252	**+21.2%**
Jun	$417,933	$659,990	**+57.9%**
Jul	$636,593	$633,083	**-0.6%**
Aug	$462,433	$492,225	**+6.4%**
Sep	$527,057	$749,718	**+42.2%**
Oct	$500,295	$582,334	**+16.4%**
YTD	$4,717,646	$5,772,302	**+22.4%**

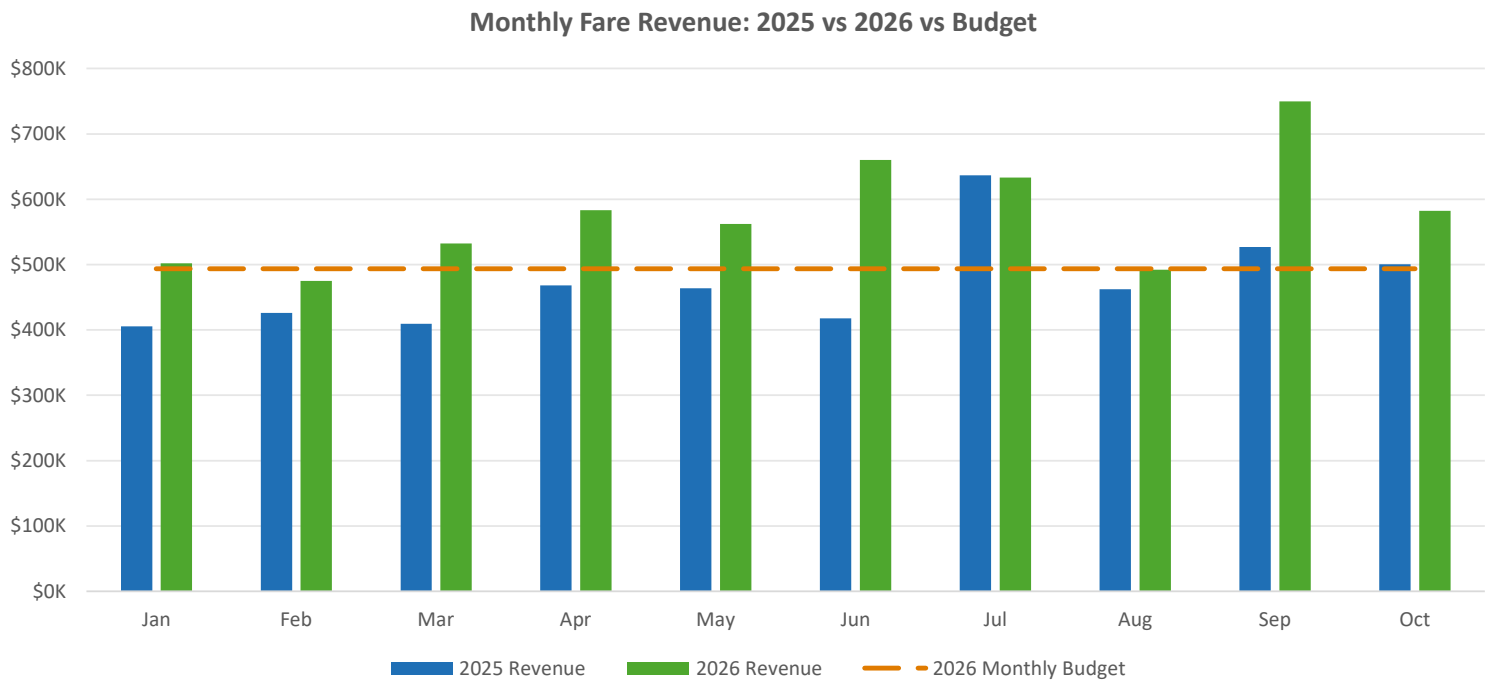

Page
Intentionally
Left
Blank

Capital Project Group	Capital Project	2026 Budget	2025 Budget Carried into 2026	Total 2026 Appropriation	YTD Expenses	YTD Encumbrances	YTD Expenses and Encumbrances	Remaining 2026 Appropriations
BRT & On-Street Infrastructure	Blue Line BRT	170,751,039	236,167,905	406,918,944	46,543,101	201,100,504	247,643,606	159,275,338
BRT & On-Street Infrastructure	CTC - BRT Docking Solution	2,900,000	-	2,900,000	-	-	-	2,900,000
BRT & On-Street Infrastructure	BRT Pavement Maintenance, Red Line	1,382,230	-	1,382,230	6,185	249,336	255,521	1,126,709
BRT & On-Street Infrastructure	Local Bus Stop Design & Construction	1,250,000	1,477,081	2,727,081	674,882	1,938,769	2,613,651	113,430
BRT & On-Street Infrastructure	Local Route Transit Signal Priority	917,095	395,605	1,312,700	148,580	284,510	433,090	879,610
BRT & On-Street Infrastructure	Red Line TSP	352,000	-	352,000	-	-	-	352,000
BRT & On-Street Infrastructure	Red Line Snow Melt Monitoring System	260,000	-	260,000	-	-	-	260,000
BRT & On-Street Infrastructure	Transit Stop Amenities	90,000	-	90,000	-	86,600	86,600	3,400
BRT & On-Street Infrastructure	CTC - Purple Line Inductive Charging	-	478,748	478,748	2,301	3,916,660	3,918,961	(3,440,213)
BRT & On-Street Infrastructure	Purple Line BRT	-	5,715,815	5,715,815	4,652,004	5,014,395	9,666,399	(3,950,584)
BRT & On-Street Infrastructure	Red Line Signal Modifications - APB and BRT	-	182,733	182,733	-	182,733	182,733	-
BRT & On-Street Infrastructure	Red Line HMA & PCCP Patching	-	386,139	386,139	155,539	230,600	386,139	-
BRT & On-Street Infrastructure	Boulevard Place Bus Stops	-	-	-	2,974	96,726	99,700	(99,700)
BRT & On-Street Infrastructure Total		***177,902,364***	***244,804,026***	***422,706,390***	***52,185,566***	***213,100,834***	***265,286,400***	***157,419,990***
Facilities	East Campus - New Garage Construction	45,666,425	945,794	46,612,219	305,738	3,652,929	3,958,667	42,653,552
Facilities	Land Acquisition	9,000,000	-	9,000,000	-	-	-	9,000,000
Facilities	1501: New Concrete Access Drive, South Lot	650,000	-	650,000	7,009	98,381	105,390	544,610
Facilities	Bus Lift Replacement for the Steam Booth	400,000	-	400,000	-	-	-	400,000
Facilities	East Campus: Building C Demolition	350,000	-	350,000	-	-	-	350,000
Facilities	1501 - Locker Room Improvements	220,000	26,734	246,734	12,623	230,500	243,124	3,610
Facilities	CTC - Interior Renovations	220,000	-	220,000	-	279,020	279,020	(59,020)
Facilities	1501: Emergency Generator Replacement	200,000	-	200,000	-	-	-	200,000
Facilities	East Campus: HVAC Updates	150,000	-	150,000	-	30,000	30,000	120,000
Facilities	1501: Garage: Training Equipment	130,000	-	130,000	-	59,180	59,180	70,820
Facilities	1501: Portable Bus Lifts	125,000	-	125,000	-	60,938	60,938	64,062
Facilities	1501: Fuel Line and Tank Replacement	100,000	-	100,000	-	-	-	100,000
Facilities	1501: Garage Bay Expansions	100,000	-	100,000	-	-	-	100,000
Facilities	1501: North Front Lot Resurfacing	80,000	-	80,000	-	-	-	80,000
Facilities	1501: Server Room HVAC Replacement	65,000	-	65,000	-	-	-	65,000
Facilities	Fuel Management System Upgrade	-	77,490	77,490	-	77,490	77,490	-
Facilities	Staff Lot Entrance Enhancement - 1501 W Washington	-	247,347	247,347	167,424	79,922	247,347	-
Facilities	Miscellaneous Training Equipment	-	-	-	10,816	7,548	18,364	(18,364)
Facilities	West Campus Overhead Doors	-	-	-	-	88,988	88,988	(88,988)
Facilities	MisCap Dept 27 - Support golf cart training department	-	-	-	10,000	-	10,000	(10,000)
Facilities	Lifts for Paratransit Vechicles IMI	-	-	-	71,179	-	71,179	(71,179)
Facilities Total		***57,456,425***	***1,297,364***	***58,753,789***	***584,789***	***4,664,896***	***5,249,685***	***53,504,104***
Finance	Farebox Maintenance / Replacement	-	381,366	381,366	381,366	-	381,366	0
Finance Total		-	***381,366***	***381,366***	***381,366***	-	***381,366***	***0***

Fleet	Fixed-Route Bus Replacement, BYD Electric Buses for Purple Line	-	8,932,707	8,932,707	12,037,081	154,000	12,191,081	(3,258,374)
Fleet	Battery Electric Bus Pilot Program	-	2,836,357	2,836,357	-	2,836,357	2,836,357	-
Fleet	Red Line Replacement Bus - Insurance	-	1,404,945	1,404,945	-	1,404,945	1,404,945	-
Fleet	Paratransit Bus Replacement	1,601,863	-	1,601,863	-	-	-	1,601,863
Fleet	Support Vehicle Replacement	250,000	-	250,000	37,100	-	37,100	212,900
Fleet	Fixed-Route Bus Replacement/Expansion, 40' Buses	18,342,240	14,436,469	32,778,709	-	13,979,383	13,979,383	18,799,326
Fleet Total		***20,194,103***	***27,610,478***	***47,804,581***	***12,074,181***	***18,374,685***	***30,448,866***	***17,355,715***
Information Technology	CTC: Bus Bay Sign and ADA Annunciators Replacement	800,000	-	800,000	-	-	-	800,000
Information Technology	SmallPC BRT PID Screens		-	-	322,020	216,680	538,700	(538,700)
Information Technology	Wireless Vehicle Communications Replacement	-	444,942	444,942	-	-	-	444,942
Information Technology	Fare Collections System Modernization	-	2,042,679	2,042,679	1,168,689	1,109,948	2,278,637	(235,958)
Information Technology	Distributed Antenna System	-	-	-	-	9,232	9,232	(9,232)
Information Technology	MisCap - IT Equipment IMI	-	-	-	-	257,144	257,144	(257,144)
Information Technology Total		***800,000***	***2,487,621***	***3,287,621***	***1,490,709***	***1,593,005***	***3,083,714***	***203,907***
Safety & Security	1501: Alertus Mass Notification System	481,189	-	481,189	-	-	-	481,189
Safety & Security	CTC: Security Camera Upgrade	425,000	9,202	434,202	6,916	37,299	44,216	389,986
Safety & Security	Bus Operator Camera and Monitor Display Equipment Purchase	126,759	-	126,759	-	-	-	126,759
Safety & Security	1501: Service Center Glass Replacement	110,000	-	110,000	-	-	-	110,000
Safety & Security	1501: New Pivot Gate and Controls, South Entrance	60,000	-	60,000	-	-	-	60,000
Safety & Security	MisCap - Security Equipment IMI	-	-	-	-	50,418	50,418	(50,418)
Safety & Security Total		***1,202,948***	***9,202***	***1,212,150***	***6,916***	***87,717***	***94,634***	***1,117,516***
Grand Total		257,555,840	276,590,056	534,145,896	66,723,526	237,821,138	304,544,664	229,601,232

Page
Intentionally
Left
Blank



Q4 Presentation

November 19, 2026

IndyGo SM FOUNDATION

New Staff Member



Taylor Hall

Started November 17

Communications & Events Manager

Emily Meaux

Executive Director

Jennifer Griggs

Program Manager

2026-27 Nonprofit Grants

We have secured $65,000 for the 2026-27 grant round with another $15,000 that I anticipate we will receive before the end of the year. This puts the 2026-27 grant round roughly around the same level as what we distributed with the previous round.

Tentative timeline is to open the 2026-27 grant application in December with grants distributed in the form of MyKey+ compliant paper passes in Q1 2027.



Events

Golf Outing – September 24

Gross over $100,000

Net $85,000







2027 Transit Equity Day

Presented By: OneAmerica℠ Financial Foundation



February 4 from 11am-1pm at the University of Indianapolis

Theme: Transit access as a social driver of health

Sponsorship Levels	
Platinum (16 tickets)	$10,000
Gold (8 tickets)	$5,000
Silver (8 tickets)	$2,500
Bronze (4 tickets)	$1,000
Individual ticket	$50

Details for Transit Equity Day sponsorships and a link to register →

Double Your Impact

Sponsors can receive a 10% discount when committing to both the 2027 Golf Outing and 2027 Transit Equity Day before the end of 2026.

Email Sponsors@IndyGoFoundation.org to commit.

2027 Sponsorship Level	Pathway Partner	Neighborhood Navigator	Access Advocate	Community Connector
Transit Equity Day	$1,000	$2,500	$5,000	$10,000
Golf Outing: Driving Access	$1,000	$2,500	$5,000	$10,000
Total	$2,000	$5,000	$10,000	$20,000
Special pricing for 2027 events when you commit by 12/31/26	**$1,800**	**$4,500**	**$9,000**	**$18,000**

IndyGo FOUNDATION



Fundraising

Fundraising Performance Metrics

2026 Goal	Actual Through October	% of Goal
Host 4-8 donor meetings a month	53 to date + 3 scheduled for December	78% of Goal to Date
Raise $1M from Corporate, Foundation & Individuals	$359,831	36% of Goal for Year
Raise $712k in General + Special Event Income	$174,057	25% of Goal for Year

2026 Board Giving

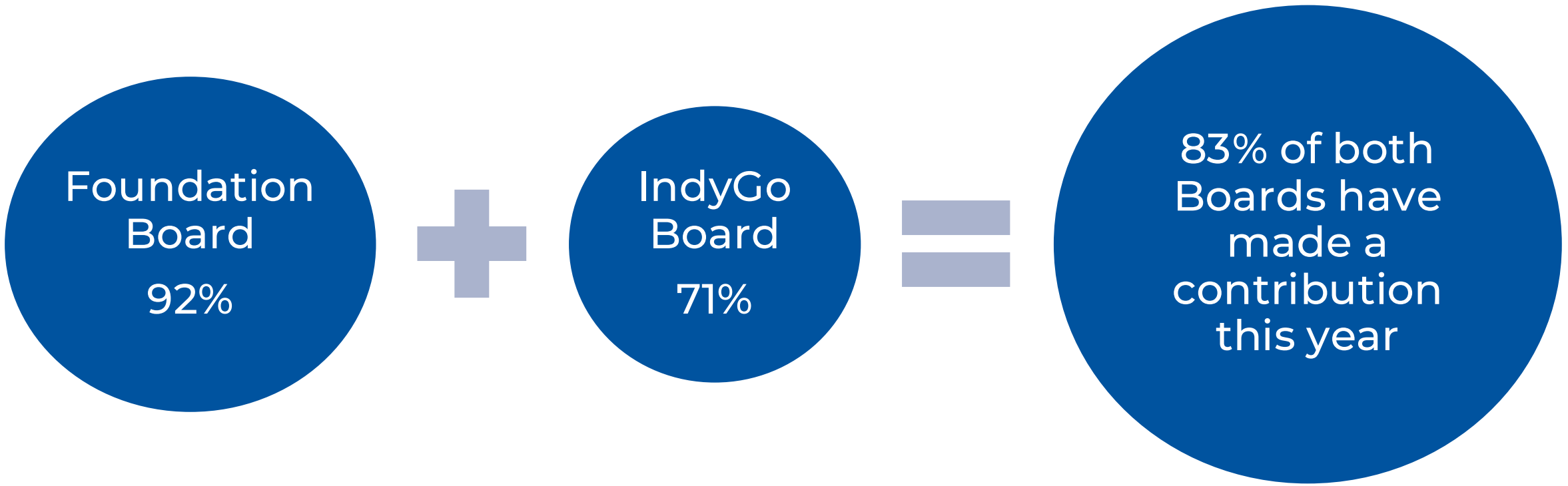

Thank You!

Contributed Revenue (Does not include DPW or IndyGo)

The large swings in corporate and foundation giving are from 1 gift in 2023 and 2024.

But a positive trend is individual giving increasing 135% since 2023.

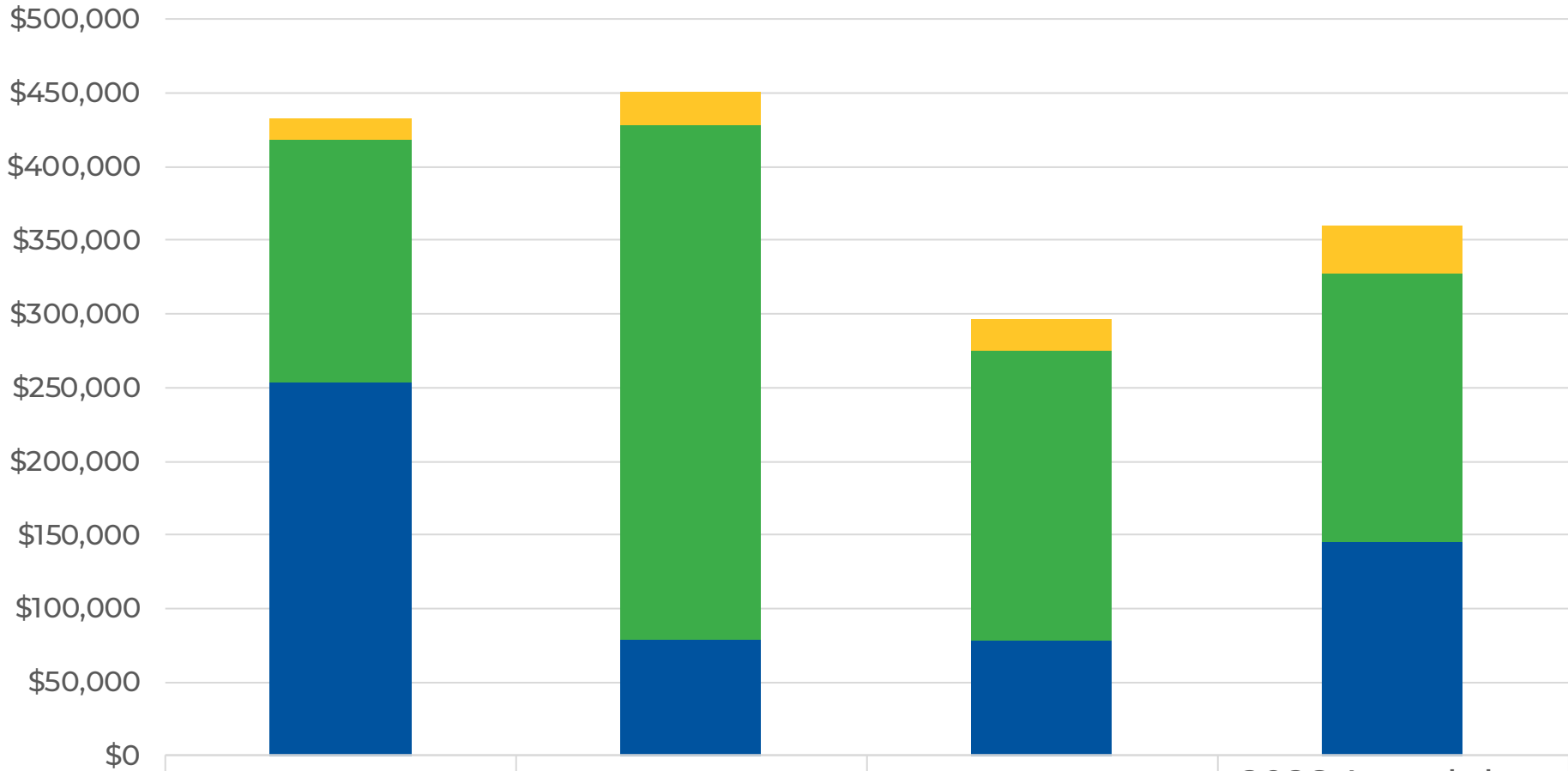

	2023	2024	2025	2026 Actual thru Oct
Individual	$13,887	$21,810	$20,381	$32,631
Corporate	$165,355	$349,024	$197,648	$182,181
Foundation	$253,294	$79,521	$77,700	$145,020



2027 Budget

2027 IndyGo Foundation Budget

- Budget will be voted on by IndyGo Foundation Board at their next meeting on December 4.

Primary drivers for a smaller budget than in previous years:

- As of August 2026, we reduced the Foundation staff from 5 to 3 FTE.
- In Q2 2027, we anticipate handing over nonprofit fare sales to IndyGo which significantly reduces the bus fare income and inkind lines.
- Important to note, the Bus Fare Grants are separate from the fare sales and will continue to be a Foundation program serving nonprofits.

2027 Proposed Budget

Revenue Assumptions:

- Sell bus passes to nonprofits through May
- Includes $100k support of a TBD IndyGo program

Income	2027 Budget	2026 Actual thru 10/31/26
Individual	$36,155	$32,631
Corporate	$202,830	$182,180
Foundation	$292,500	$145,020
Government	$330,000	$330,000
Bus Pass Sales	$175,000	$387,568
SWAG Store Sales	$0	$2,045
InKind Goods & Services	$370,750	$663,495
Investments	$0	$19,462
Total Income	**$1,407,235**	**$1,762,401**

2027 Proposed Budget

Expense Assumptions

- Maintain 3 FTE
- Change CRM back to Bloomerang to save $10k annually

Expenses	2027 Budget	2026 thru Oct Actual
Program Expenses (paid to IndyGo)	$435,000	$274,971
Operations	$80,224	$70,172
Contract Services	$115,000	$111,001
Events	$33,250	$30,406
Payroll	$358,937	$406,378
In-Kind	$370,750	$663,495
Total Expenses	**$1,393,161**	**$1,556,423**

IndyGo FOUNDATION

2027 Proposed Budget

Income	2027 Budget
Individual	$36,155
Corporate	$202,830
Foundation	$292,500
Government	$330,000
Bus Pass Sales	$175,000
InKind Goods & Services	$370,750
Total Income	**$1,407,235**

Expenditures	2027 Budget
Program Expenses ($ to IndyGo)	$435,000
Operations	$80,224
Contract Services	$115,000
Events	$33,250
Payroll	$358,937
In-Kind	$370,750
Total Expenditures	**$1,393,161**
Net	**$14,074**

IndyGo FOUNDATION



Thank You!

Page
Intentionally
Left
Blank

Indianapolis Public Transportation Corporation
dba IndyGo
1501 W. Washington Street
Indianapolis, IN 46222
www.IndyGo.net

Planning & Capital Projects Report, November 2026

To:	President & CEO Jennifer Pyrz
From:	Chief Development Officer Brooke Thomas
Date:	November 10, 2026

STRATEGIC PLANNING

Subrecipient Program – Calls for Projects

The 2026 Calls for Projects for Section 5310 (Projects for seniors and individuals with disabilities) and Section 5339 (Public transportation – capital) will open in the middle of December. IndyGo offers these calls for Federal Transit Administration (FTA) monies made available to the Indianapolis urban area. The applications are due in February 2027.

The 2025 Call for Projects is moving forward, with vehicle procurements likely starting at the end of 2026 and other projects starting in 2027. The vehicle orders were approved by the IPTC Board of Directors in August 2026.

Comprehensive Operational Analysis

At the November Board meeting, staff will present an action item to request authorization to award a contract for on-call planning services following the competitive procurement that began in July 2026. Based on the evaluation committee's scoring of responsive proposals, Nelson\Nygaard was identified as the highest-ranked firm. The On-Call Planning Services contract will permit IndyGo to obtain specialized consulting support for planning studies, technical analyses, and other planning-related assignments, as specific needs arise.

At the November Board meeting, Strategic Planning staff will also request that we execute a task order with Nelson\Nygaard to conduct IndyGo's next Comprehensive Operational Analysis (COA). Conducted every five years, each COA evaluates the performance of IndyGo's fixed-route transit network and identifies opportunities to better align service with current travel patterns, ridership demand, and available agency resources.

If approved, work on the COA is expected to begin in January 2027 and continue through March 2028. The study will assess the performance of service changes implemented since adoption of the 2027 Transit Network and will develop recommendations to guide future service planning and investment decisions.

Strategic Plan

The Strategic Planning team continues to advance the development of IndyGo's next Strategic Plan. Recent efforts have focused on defining the specific objectives aligned with the plan's three strategic pillars: *Protect and Support Our Teammates*, *Improve Our Rider Experience*, and *Prioritize Our Long-Term Stability*. The Executive leadership team has begun providing input on the proposed objectives, while the Strategic Planning team works to further refine the key actions (initiatives) and performance metrics (key results) that will be used to measure progress toward achieving each objective. Development of the final Strategic Plan framework is expected to continue into the new year.

Capital Plan

As an agency, we are preparing to transition from a period of significant capital investment to a period in which we will need to steward and maintain the investments that we have made on behalf of our community. To make this transition to a new capital investment strategy a successful one, Strategic Planning staff have begun the process of restructuring the agency's 5-yr Capital Plan. It is anticipated that a brand new 5-yr Capital Plan will be introduced alongside the FY2028 budget request next summer. In the meantime, interested stakeholders can continue to use the current version of IndyGo's 5-yr capital plan as a guide.

As we prepare to close out the 2026 fiscal year, we recently reviewed 29 active projects across numerous departments. Below is a high-level summary of key themes, accomplishments, budget considerations, and upcoming focus areas identified through your project updates. This information is in addition to the information about projects such as the Blue Line BRT and the East Campus maintenance facility discussed below.

Overall Project Statuses

- Most projects remain on track and are progressing through procurement, design, construction, implementation, or close-out phases
- Several projects achieved significant milestones during Q3, including technology deployments, facility improvements, fleet procurements, and construction activities
- A large portion of projects are expected to continue into 2027 due to procurement timelines, manufacturing lead times, contractor scheduling, utility coordination, weather considerations, and planned phased implementation

Major Q3 Accomplishments

Notable accomplishments reported for July through September include:

- Launch of the Fare Collections System Modernization, including successful implementation of the Masabi platform and retirement of Flowbird infrastructure
- Replacement of malfunctioning PIDS screens on the Red and Purple Lines
- Construction kickoff for 1501 Concrete Access Drive and Locker Room Improvements
- Completion or closeout of Support Vehicle Replacement, Portable Bus Lifts, FY2025 Paratransit Vehicles and Red Line HMA & PCCP Patching

Budget Highlights

A few projects have flagged potential overages, and those are being coordinated with Finance, but most projects do not expect 2026 overages.

Key Project Priorities for Q4 2026

- Advancing procurement and contract awards before year-end
- Encumbering approved 2026 capital funding where appropriate
- Launching contactless EMV payment (tap-to-pay) in November
- Preparing projects for 2027 construction and implementation

Capital Projects by Stage

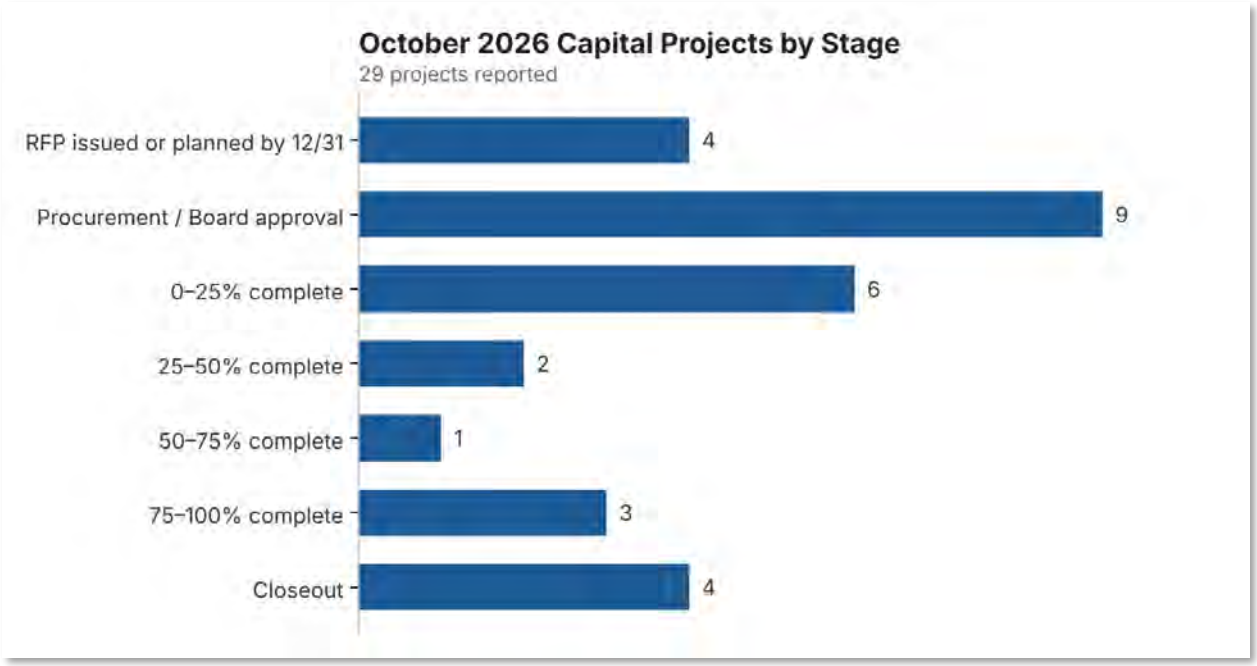

ENGINEERING & CONSTRUCTION

Blue Line Bus Rapid Transit

Underground utility relocations are nearing completion; the last underground relocation is anticipated to be completed in early 2027. Blue Line construction activities continue throughout the project corridor. There are several major closures in place:

- Westbound Washington Street between Harding Street and Belmont Avenue reopened to two-way traffic in mid-September. The westbound closure was then implemented west of Belmont Avenue to Tibbs Avenue until spring 2027.
- An eastbound closure is in place between Southeastern Avenue and Hamilton Avenue; the closure between Southeastern Avenue and State Avenue is anticipated to reopen to two-way traffic in mid-November 2026 but will remain east of State Avenue until spring 2027. Utility relocation delays have extended this closure duration.

Roadwork east of I-465 on the east end of the project is substantially complete. The roadway contractor is working on finalizing isolated areas. BRT station work is progressing, with fifteen station foundations poured and fourteen steel structures erected. The project team is actively monitoring traffic on detour routes and working with the Indianapolis Department of Public Works to adjust signal timing to minimize delays where possible. Regular meetings with key stakeholder groups continue as well.

The Eastside Mobility Hub portion of the project is rapidly developing. The building, which will provide restrooms and a breakroom for operators, is complete on the exterior except for window installation. Final interior finishes are expected by the end of the year. Concrete drives are complete, and sidewalk and landscaping are currently being installed. IndyGo is targeting the June 2027 pick to open for service to the local routes that currently turn around in the adjacent Meijer parking lot.

Local Route Transit Signal Priority
IndyGo activated TSP along local Route 37 – Park 100 mid-April. IndyGo is closely monitoring route performance and evaluating key performance indicators to inform future route and network improvements. The evaluations will be used to determine the return on investment for maintaining a system that uses real-time data from the transit vehicle to detect the presence of a bus and make on-demand signal adjustments aimed at improving on-time performance and service reliability.

BRT Corridor Pavement Maintenance
A Pavement Asset Management Plan is in development and should be finalized before the end of 2026. Once completed, this plan will assist IndyGo in programming and funding long-term pavement maintenance along the BRT corridors, in accordance with the Interlocal Cooperation Agreement between IndyGo and the City of Indianapolis. In the meantime, pavement rehabilitation is needed along the Red Line on Capitol Ave, Meridian St, and College Ave. IndyGo released a solicitation for this repair work in June 2026. No bids were received. The project team re-bid the project in October 2026. One bid was received and the project team is in the evaluation stage.

As a reminder, part of this work includes a demonstration project that will remove and replace pavement and markings along several blocks of Capitol Ave in downtown Indianapolis. Throughout 2025, IndyGo worked with the Department of Public Works to identify ways to modify the Capitol Ave BRT corridor to reduce conflicts between buses and motorists. The proposed solution requires removing and redoing some of the pavement markings to make things more intuitive for motorists. The demonstration project includes a “before and after” study to record any changes in motorist behavior due to the planned pavement marking changes. The “before” portion of the study took place in August and September 2026. The team will continue to monitor the incidents that occur along this entire corridor to determine if more areas along Capitol Ave need to be modified in the same way in the near future.

Julia M. Carson Transit Center Washington Street BRT Docking
Construction of two BRT docking bays on the Washington Street side of the CTC is anticipated to begin in early 2027. IndyGo put this project out to bid in November 2025 in anticipation of selecting a contractor before the end of the year; however, only one bid was received, and it included a total cost that exceeded IndyGo’s first independent cost estimate. The project team revised the solicitation approach and re-bid the project in May 2026, again receiving one bid that was over the same independent cost estimate. After further internal deliberation, the construction contract award for the project was taken to the Board in August 2026 and approved.

Real Time Signage Without Grid Power
By design, IndyGo's Super Stops locations are higher-quality, multi-amenity bus stop locations. The costs to extend power from the electrical grid to some of the stops in the Super Stops 2.0 project were so high, real-time signage was removed from the scope of work. This introduced an inconsistent customer experience that IndyGo would like to correct, provided that the agency can find a cost-effective way to add real-time signs. Technological advancements for passenger information displays, or PIDs, have progressed to the point that some solutions do not require grid power to function reliably. IndyGo released a Request for Information with a demonstration project in May 2026 to learn more about the solutions that exist in the current market. Six submissions were received in June 2026. The demonstration project is anticipated to take place in March and April 2027.

Local Bus Stop Improvements
IndyGo continues to improve local bus stops with the goal of making the agency's approximately 2,400 local bus stops accessible. Construction of the next package of bus stop improvements began in August and will be completed by the end of 2026. The work includes improvements to 42 bus stops on the far east side. Another package of nine local bus stops on the far east side is in design and on track for construction in 2027. This package also includes four new traffic signals to improve pedestrian safety.

Additional local bus stop improvements currently in the design phase include six locations along Boulevard Place in the Butler-Tarkington neighborhood, anticipated to be constructed by June 2027; an extension of the bus pull-off at Greenwood Park Mall on County Line Road, anticipated to be constructed by February 2028; three locations along Shelby Street near the University of Indianapolis, anticipated to be constructed before the end of 2026.

Purple Line Bus Rapid Transit
The construction management team continues to work with each vendor to ensure that they have fully complied with all contractual obligations. The Package B contract has been fulfilled, and retainage has been released. The team is finalizing all open Package A contract items, completing any mandatory warranty work, and collecting the necessary documentation required to close out the project.

FACILITY PROJECTS

East Campus – Fleet Operations and Maintenance Facility
This project will result in the construction of a bus maintenance and storage facility at IndyGo's East Campus. The design team is working on 60% design drawings. The construction manager as contractor, Shiel Sexton, is on board and is providing progressive construction cost estimates as part of the design process. Construction cost estimates are within range of the approved construction budget. The capital projects team continues to coordinate with various departments throughout operations to ensure that the facility is operational upon completion.

Efforts to acquire the property continue. Pursuant to a voluntary "quick take" agreement, the project site will transfer to IndyGo on February 1, 2027, allowing IndyGo to proceed with the project, site work, demolition, and construction in accordance with the project schedule. This agreement allows IndyGo to take possession and control of the property, while condemnation proceedings continue to determine the appropriate valuation and compensation for the property.

East Campus – Building C Demolition Project
This project includes the demolition of the former cafeteria and dormitory buildings that are attached to Building B. We had a successful bid, with five responses in total. The lowest responsive and responsible bidder will be presented to the board this month. Upon approval, the project is expected to begin in February 2027.

CTC – Interior Renovations
The scope of this project includes re-evaluating and, if feasible, renovating interior spaces within the CTC with the overarching goal to better serve passengers, enhance safety and security, and to improve the functionality of the areas that are crucial to everyday operations. The Board approved the award of the architectural and engineering contract to Bowen and Associates at its September meeting. A contract has been executed, and planning and programming is to commence in November. Completion of this phase is anticipated by the end of Q1 2027, with services continuing through 2027. Actual renovation work could take place later in 2027.

1501 - Women's Locker Room Improvements
Construction to make the women's locker room at 1501 West Washington Street more accessible, functional, and comfortable for female mechanics and staff is ongoing and expected to be completed by the end of the month.

1501 - South Parking Lot Access Drive Replacement
Construction for this project is underway with completion anticipated later this month. By replacing the asphalt drive with a heavy-duty concrete drive, we're improving access from Harding Street to and from the south parking lot and storage barn.

1501 – Inground Bus Lift Replacement (Chassis Bay)
This project is to remove and replace the existing bus lift located in the 1501-Garage Chassis Bay. The existing lift has reached the end of its useful service life. The lift is used to raise buses providing maintenance personnel with access to vehicle chassis and undercarriage for steam cleaning, pressure washing and inspection of undercarriage components. The procurement for this project is ongoing with bids due November 18th . Provided this is successful the lowest responsible and responsive bidder will be brought to the December Board.

Facilities –1501- Emergency Generator Replacement
This project is to replace the existing emergency standby generator for IndyGo's facility located at 1501 W. Washington Street. The generator is a legacy critical asset that provides the facility with backup power in the event of disruption or loss of primary electrical power. The generator is original to the facility, over 40 years old, and exceeds its planned service life. Project is out for bid and anticipated to be awarded at the Board's December 2026 meeting.

Facilities - HVAC Split System Replacements and Corrective Work
This project is to replace two HVAC split systems, each exceeding their useful service life. This project also includes HVAC system corrective repairs to address deficiencies preventing East Campus, Building A

from maintaining temperature setpoints throughout the building. This project is out for bid and is anticipated to be awarded at the Board's December 2026 meeting.

Red Line Station – IPE Wood Maintenance

This project is needed to maintain the wood panels on the Red Line stations and restore them to their original, reddish-brown appearance. If left untreated, the wood panels will continue to weather and gray over time. IndyGo's existing BRT station/bus shelter maintenance contract has been amended to include this work among the rest of the BRT Station maintenance work. The total number of hours to restore and treat each station is minimal. The contractor has started work which is expected to continue through November and December of this year, as weather conditions permit.

Respectfully submitted,

Brooke Thomas, AICP
Chief Development Officer

Page
Intentionally
Left
Blank

IndyGo SM

NOVEMBER 2026

Public Affairs Board Report

Item I –

To: The Chairman and Board of Directors
From: Carrie Black, Chief Public Affairs Officer

CONSIDERATION OF PUBLIC AFFAIRS REPORT FOR NOVEMBER 2026

ISSUE:
A report of IndyGo Public Affairs will be presented at the board meeting.

RECOMMENDATION:
Receive the report.

SUMMARY:
In October, the Public Affairs Department continued outreach related to IndyGo's MyKey+ transition, October service changes, Blue Line construction and the national Week Without Driving initiative. The team focused on rider education, route detour communications and outreach efforts along Routes 5, 21, 25, 26, 30 and 82 to help riders prepare for upcoming service changes.

Throughout the month, Public Affairs engaged community members through events including the Week Without Driving coffee meetup and panel discussion, IndyVolved 2026, the Indy Chamber Fast Forward event and the Downtown Indianapolis Fall Festival. These efforts helped promote public transit, share Blue Line updates and connect residents with rider resources and career opportunities.

IndyGo also participated in its largest outreach event of the year, the 80th Annual Irvington Halloween Festival, where transit ambassadors shared information about Route 8 detours, Blue Line construction progress and the benefits of using transit for community events with an estimated 40,000 to 80,000 attendees. These efforts reinforced IndyGo's commitment to keeping riders informed, connected and prepared for upcoming changes across the network.

These efforts were in addition to the department’s ongoing work managing creative projects, generating more than **123,776 social media engagements and impressions** across all platforms and reaching more than **1,320 individuals** through public outreach.

CONTRIBUTING STAFF INCLUDES:

Carrie Black, Chief Public Affairs Officer
Lisa Soard, Director of Communications
Kayla Bledsoe, Director of Customer Experience & Outreach
Destiny Chamorro, Graphic Design Manager
Noah Sandel, Digital Media Manager
Auboni Hart, Communications Manager
Abby Crump, Business Development & Partnerships Manager
Mara Drown, Public Affairs Specialist
Kael Sherwood, Outreach Specialist

Website Insights: IndyGo.Net

(OCTOBER 2026)

Page Views:	201,547
Bounce Rate:	50.73%
Total Users:	47,040
Avg. Pageviews Per User	4.37
Total Sessions:	86,984
Total Monthly Session Comp.	(Down) 6.72%
ADA Widget Usage:	0

Viewing Metrics:

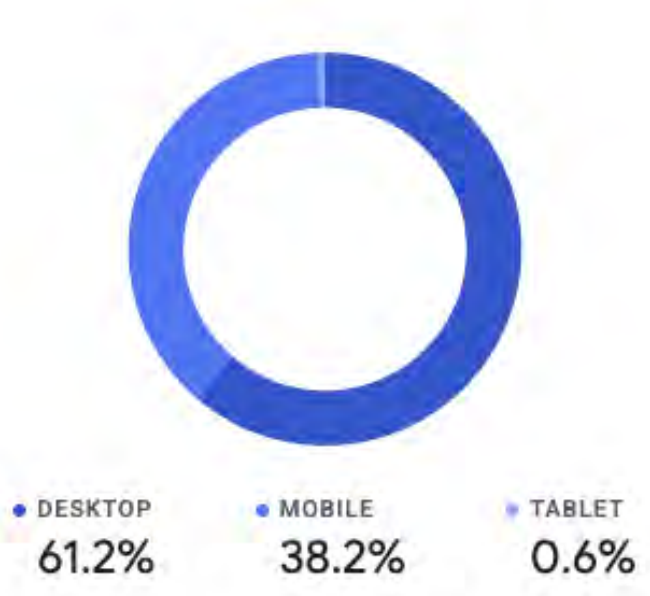

Public Media

(OCTOBER 2026)

Topics Covered:

In October 2026, media coverage highlighted IndyGo's participation in Week Without Driving, an initiative encouraging community members to use alternative transportation options during the first week of October. Additional coverage featured IndyGo's partnerships with local organizations to provide travel trainings for participants attending initiative events, including coffee meetups and panel discussions, to raise awareness about the importance of public transportation.

Other news coverage reminded riders about October 2026 service changes, upcoming detours and Blue Line construction progress. Coverage remained largely positive and neutral, emphasizing IndyGo's proactive communications efforts to keep riders informed and prepared for upcoming changes across the network.

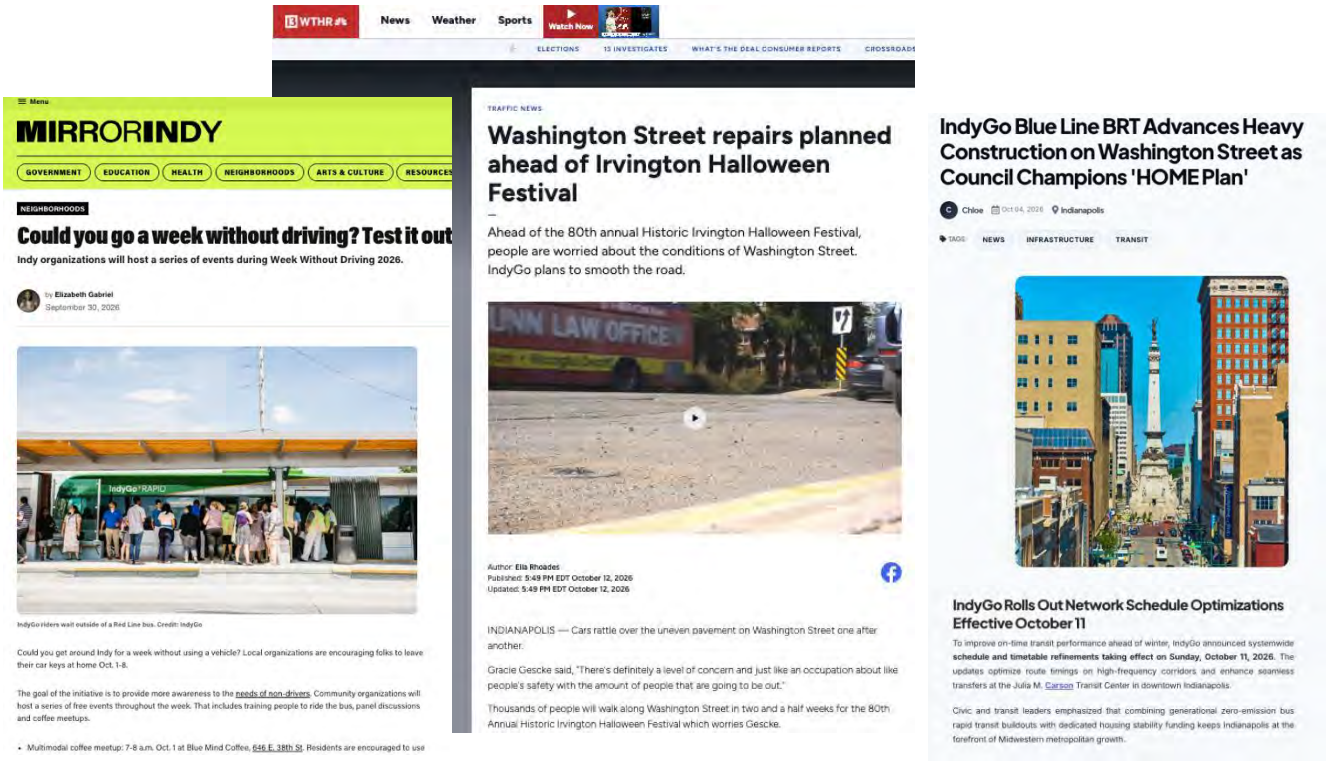

MIRRORINDY

GOVERNMENT | EDUCATION | HEALTH | NEIGHBORHOODS | ARTS & CULTURE

NEIGHBORHOODS

Could you go a week without driving? Test it out

Indy organizations will host a series of events during Week Without Driving 2026.

by Elizabeth Gabriel
September 30, 2026

IndyGo Riders wait outside of a Red Line bus. Credit: IndyGo

Could you get around Indy for a week without using a vehicle? Local organizations are encouraging folks to leave their car keys at home Oct. 1-8.

The goal of the initiative is to provide more awareness to the needs of non-drivers. Community organizations will host a series of free events throughout the week. That includes training people to ride the bus, panel discussions and coffee meetups.

- Multimodal coffee meetup: 7-8 a.m. Oct. 1 at Blue Mind Coffee, 646 E. 38th St. Residents are encouraged to use

WTHR | News | Weather | Sports | Watch Now

ELECTIONS | 13 INVESTIGATES | WHAT'S THE DEAL CONSUMER REPORTS | CROSSROADS

TRAFFIC NEWS

Washington Street repairs planned ahead of Irvington Halloween Festival

Ahead of the 80th annual Historic Irvington Halloween Festival, people are worried about the conditions of Washington Street. IndyGo plans to smooth the road.

Author: Ella Rhoades
Published: 5:49 PM EDT October 12, 2026
Updated: 5:49 PM EDT October 12, 2026

INDIANAPOLIS — Cars rattle over the uneven pavement on Washington Street one after another.

Gracie Gescke said, "There's definitely a level of concern and just like an occupation about like people's safety with the amount of people that are going to be out."

Thousands of people will walk along Washington Street in two and a half weeks for the 80th Annual Historic Irvington Halloween Festival which worries Gescke.

IndyGo Blue Line BRT Advances Heavy Construction on Washington Street as Council Champions 'HOME Plan'

Chloe | Oct 04, 2026 | Indianapolis

TAGS: NEWS | INFRASTRUCTURE | TRANSIT

IndyGo Rolls Out Network Schedule Optimizations Effective October 11

To improve on-time transit performance ahead of winter, IndyGo announced systemwide **schedule and timetable refinements taking effect on Sunday, October 11, 2026.** The updates optimize route timings on high-frequency corridors and enhance seamless transfers at the Julia M. Carson Transit Center in downtown Indianapolis.

Civic and transit leaders emphasized that combining generational zero-emission bus rapid transit buildouts with dedicated housing stability funding keeps Indianapolis at the forefront of Midwestern metropolitan growth.

Metrics:

Sentiment – Below, the graph on the left shows media sentiment related to IndyGo. Eighty-five (85) percent of media mentions were positive or neutral (meaning mostly informative) toward the agency.

Total Audience Reach – Below, the graph on the right highlights audience reach across each media type. The agency reached approximately 2.6 billion viewers through online media.

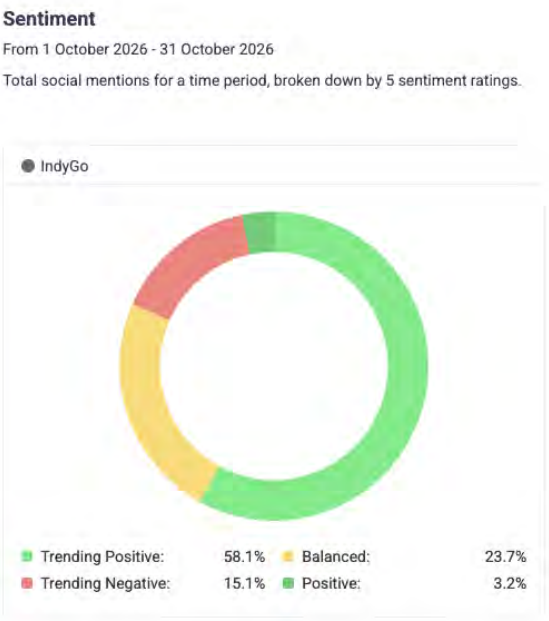



Coverage Volume Timeline – Below, the graph on the left displays a breakdown of mentions by type through October 2026.

Advertising Value Equivalency – Below, the graph on the right highlights the earned media value of IndyGo's top-performing media type. In October 2026, the total estimated advertising value equivalent (total cost *if* the agency were to pay per view) was approximately $13.5 million.

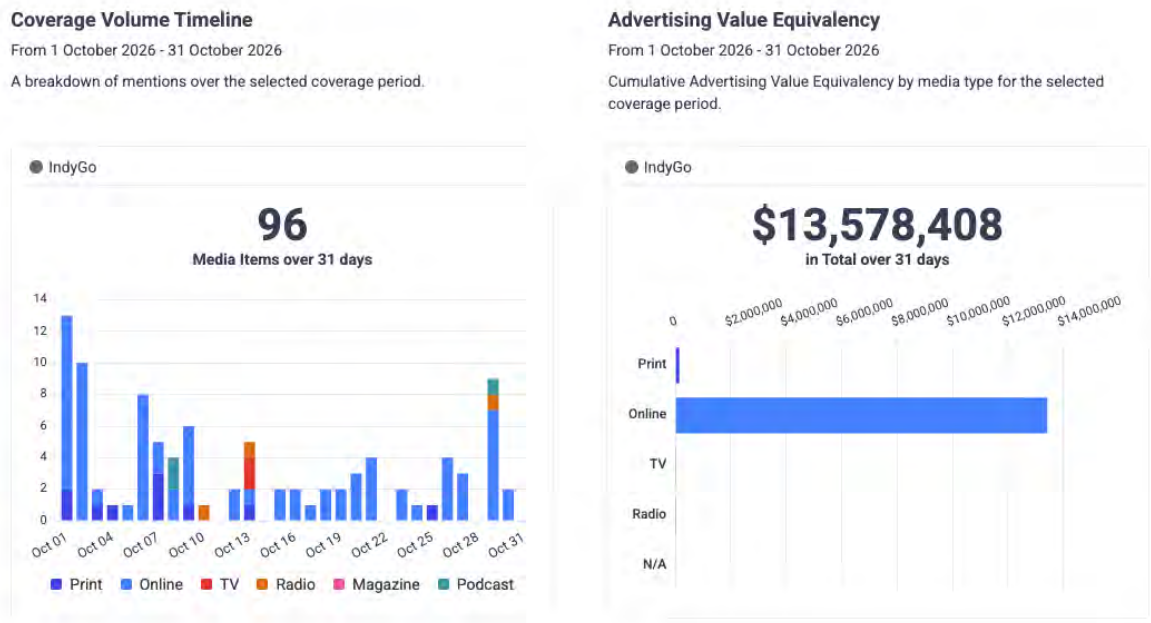

Leading Online Sources – Below, the graph on the left displays the top 10 online sources ranked by volume of mentions.

Leading Print Sources – Below, the graph on the right displays the top 10 print sources ranked by volume of mentions.

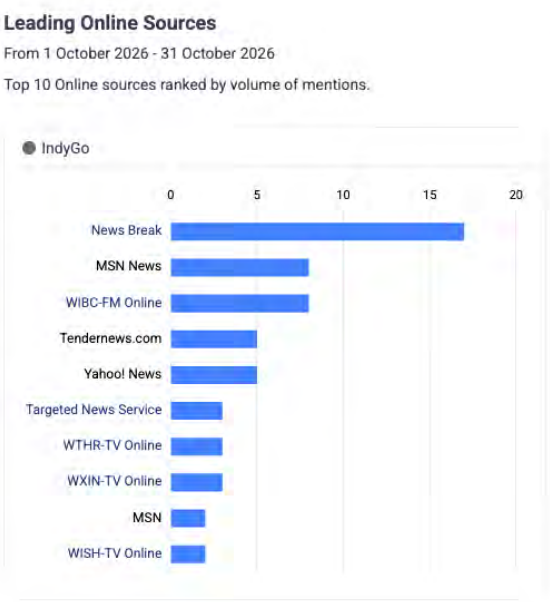

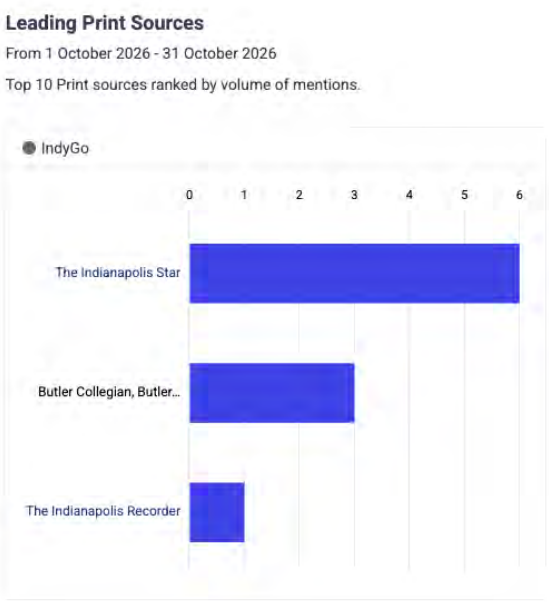

Social Performance

(OCTOBER 2026)

Instagram

- 54,111 views (+.8%)
- 2,481 interactions (+16.4%)
- 8,824 viewers
- 5,656 followers (+110 new)
- 10 story link clicks (+100%)

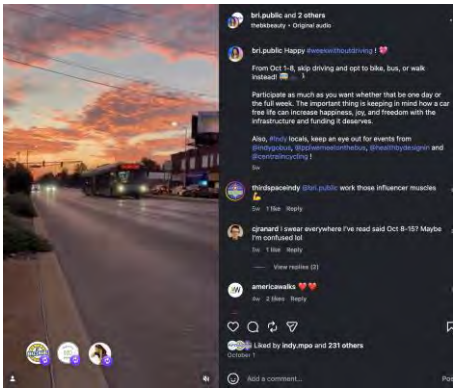

- 

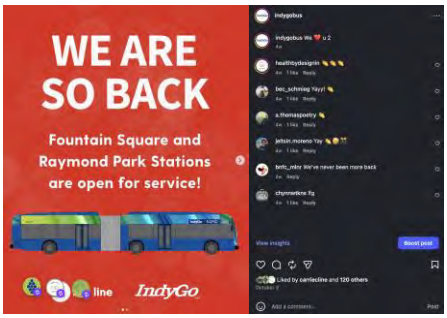
WE ARE
SO BACK
Fountain Square and
Raymond Park Stations
are open for service!
line
IndyGo


hat stopped
s, they're back
ed during this
IndyGo

Facebook

****Please note that Facebook was unavailable for posting from Oct. 13 – Nov. 3****

- 41,835 views
- 561 interactions
- 10,336 viewers
- 14,578 followers (+42 new)
- 22 messaging conversations started (+46.7%)

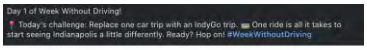





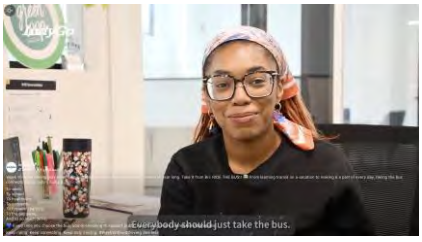

YouTube

6,651 total views

- MyKey+: Your Key to Indy – 1,482
- CDL Pre Trip – 203
- Route 2 -East 34th St- Outbound – 199







Executive LinkedIn Performance: President and CEO Jennifer Pyrz

The PA Team is partnering with Pyrz to grow and track monthly executive metrics.

Month	Impressions	Reach	Topics	Links (Examples)
October	5,003	2,713	Week Without Driving, Second Half of Life Podcast,	One, Two, Three

Email Marketing Performance

(OCTOBER 2026)

Email Marketing

- 28, 366 recipients
- 3.77% click-to-open rate
- 5.24% open rate



Creative Services



(OCTOBER 2026)

Tap to Pay:



IndyGo is preparing to launch its new Tap to Pay fare payment system. This new payment option gives riders more ways to pay their fare onboard IndyGo buses. The Creative team developed a marketing campaign designed to introduce this new payment option to the public in an engaging and accessible way. The campaign's creative direction drew inspiration from familiar contactless payment imagery used across multiple industries.

IndyGo Premier:

The Creative team developed the branding and visual identity for IndyGo Premier, the agency's new bus pass sales program. This program will offer flexible subscription and bulk-purchase options for organizations that recognize the value of public transit.



Careers Promotion:

The Creative team continued developing promotional materials to support hiring and recruitment efforts. In collaboration with Adsposure, the team created several king and tail advertisements to reach individuals interested in a career with IndyGo.

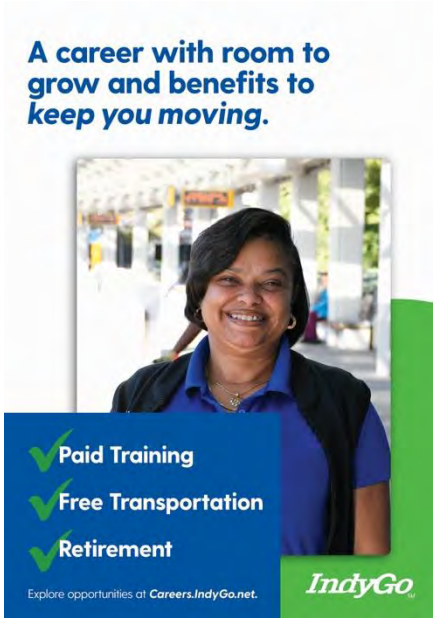

Monthly Recap:

In addition to these campaigns, the Creative team supported Service Planning, Strategic Planning, Workforce Development and Fleet Services on various IndyGo initiatives. This included assisting Fleet Services with finalizing designs for the new Blue Line buses.



Outreach Summary

(OCTOBER 2026)

In October, IndyGo aligned its outreach efforts with the Week Without Driving initiative. From Oct. 1 - 8, participants were encouraged to use alternative modes of transportation, promoting positive health outcomes, reducing congestion on city streets and highlighting the stories of nondrivers.

In collaboration with the Metropolitan Planning Organization (MPO), IndyGo hosted the Week Without Driving coffee meetup and panel discussion. At the end of the month, IndyGo participated in its largest outreach event of the year, the 80th Annual Irvington Halloween Festival. Throughout the festival, IndyGo engaged with attendees about upcoming Route 8 detours and the convenience of taking the bus to future cultural events.

In anticipation of October's service changes, IndyGo concentrated its ridership outreach on Routes 5, 21, 25, 26, 30 and 82. IndyGo also conducted route detour outreach in response to ongoing Blue Line construction.

Event Reach:

Date:	Event Name:	People Reached:
10/1/2026	Week Without Driving Coffee Meet-Up	30
10/1/2026	IndyVolved	40
10/3/2026	DV Resource and Gas Giveaway	50
10/3/2026	Butler University / BRVA Travel Training	20
10/5/2026	Week Without Driving Panel	100
10/7/2026	Sobro Farmers Market Travel Training	15
10/7/2026	IUI Student Resource Fair	45
10/13/2026	HOPE Team Meeting	10
10/13/2026	Food in Transit	70
10/13/2026	Fast Forward: First Look	50
10/17/2026	Downtown Indy Fall Festival	60
10/27/2026	Food in Transit	70
10/29/2026	ABBG Transit Ambassador Study Featured Presenter	80
10/29/2026	Early Learning Trunk or Treat	30
10/31/2026	Irvington Halloween Festival	300
Total		970

Bus Outreach:

Type:	Routes:	Riders Reached:
MyKey + Transition	90 (Red Line), 92 (Purple Line)	125
Route Detours	8, 10, 11	175
Route Change	5, 21, 25, 26, 30 & 82	50
Bus/Stop Audit	5, 10, 28, 92 (Purple Line)	N/A
Total:		350

Outreach Recap

(OCTOBER 2026)

Topics Covered: IndyVolved

IndyGo connected with the Indianapolis community at IndyVolved 2026, hosted by IndyHUB. **Outreach Specialist Kael Sherwood** and **Transit Ambassadors Rainbow Planche** and **Alesha Peterson** shared updates about IndyGo's third Bus Rapid Transit line, the Blue Line, including construction progress and rider detours. **Business Development and Partnerships Manager Abby Crump** also attended the event to network with other agencies and share information about IndyGo's upcoming employer bus pass program. A therapy dog even stopped by to show off our Blue Line sunglasses!



Pictured above: Sherwood (navy), Planche (blue), Peterson (purple) and event attendee

Topics Covered: Week Without Driving Meetup & Panel Discussion

IndyGo teammates gathered with community members downtown, near the Red and Purple lines and the Indianapolis Cultural Trail. **Transit Ambassadors Michael Beaumann** and **Jowanna Peterson** participated in a panel discussion about the importance of public transit and the role of community support. The social portion of the event gave residents an opportunity to learn more about MyKey+, IndyGo outreach initiatives and available resources.



Pictured above, from left**: Transit Ambassador Umair Kurshid** (top, middle photo); Beaumann (speaking) and Peterson (right) (right photo); event partners and attendees

Topics Covered: Indy Chamber Fast Forward Event

IndyGo attended Indy Chamber's networking expo to connect with interns, college students and young professionals eager to explore their career paths. During the event, IndyGo transit ambassadors highlighted career opportunities at Indiana's largest public transportation agency and shared how emerging professionals can help move our community forward.




Pictured above, from left: **Transit Ambassadors Bri Garr-Bland**, Khurshid and event attendees

Topics Covered: Downtown Indianapolis Fall Festival

IndyGo attended the first-ever Downtown Indianapolis Fall Festival, located just across the street from the CTC. Hundreds of residents gathered to enjoy the weather, connect with prominent organizations downtown and participate in fall festivities. Transit Ambassadors engaged with attendees regarding the convenience of taking the bus for similar downtown festivals.





Pictured above, from left: **Transit Ambassadors Jace Branch and Jay Shelbourne**

Topics Covered: Irvington Halloween Festival

IndyGo joined community members at the 80th Historic Irvington Halloween Festival, where local businesses, sponsors and residents gathered to celebrate Halloween while recognizing the neighborhood's history, culture and traditions. Transit ambassadors connected with attendees to share information about Blue Line construction and the project's progress.



Pictured above, from left: Khurshid, **Transit Ambassadors Jace Branch** and **Mark Petrison** (top, middle photo); **Mariah Thompson** (top, right photo); Khurshid, Petrison and **Transit Ambassador Kimberlee Bray** (bottom, left photo); event attendees

Page
Intentionally
Left
Blank

Indianapolis Public Transportation Corporation
dba IndyGo
1501 W. Washington Street
Indianapolis, IN 46222
www.IndyGo.net

Operations Division Report – October 2026

To: Jennifer Pyrz, President and CEO
From: Annette Darrow, COO
Date: November 19, 2026

SERVICE PLANNING

SCHEDULING AND PLANNING:

Work has begun on the February 2027 bid, with the new service starting February 14th. In preparing the bid, each route will be evaluated, checking run times and deadheads for adjustments. As is typical, the winter bid will feature only minor adjustments to the routes. One significant change for February is that the Red Line will be rebuilt to its original alignment and serve all stops in the same trip. For the last two picks, the Red Line had to be split into two routes at the CTC, due to ongoing road work in the Fountain Square area. While work continues in the area, it is anticipated that all platforms on the south side can remain open and that any detours needed can be accommodated by the standard 60-foot BYD buses that are normally assigned to the Red Line.

Bus and Operator Needs

	Operators				Buses				
Bid	**Total Operators**	**Bidding Operators**	**Extra Board Operators**	**Estimated Sick List**	**Total Buses**	**40' Diesel Buses**	**40' Hybrid Electric Buses**	**60' Electric BRT**	**60' Diesel BRT**
Bid 2602	468	423	70	45	151	70	43	38	0
Bid 2606	422	402	62	39	164	90	41	34	0
Bid 2610	419	384	31	40	164	90	41	34	0
Bid 2702	TBD	TBD	TBD	TBD	TBD	TBD	TBD	TBD	0

Definitions

Total Operators:	Total number of employed bus operators, including those on leave, suspension or in training.
Bidding Operators:	Employed bus operators in that area are approved to work.
Extra Board:	Biddable work duties that are not assigned to specific blocks, generally 15% of bid blocks.
Estimated Sick List:	Number of Total Bus Operators that are not assumed to bid on the upcoming Bid.

Construction is underway on the Phase One Far Eastside bus stop improvement package, which includes a total of 43 stops. The project should be substantially completed by the end of November. 90% engineered plans for Phase Two, including five signalized crosswalk improvements and 9 bus stops either associated with those crossings or for which right-of-way will need to be acquired, are under review, with a tentative plan for letting in late 2026 or spring 2027. In addition, project engineering is advancing on a proposed Boulevard Place improvement package of six stops that are necessary to implement planned service changes for Route 28. That project is anticipated to be bid in Q1 or 2 2027. Service Planning continues to coordinate with DPW on several projects anticipated for construction in 2027 that should result in multiple bus stop improvements, particularly on the west side of Indianapolis.

OPERATION PERFORMANCE:

MyKey+ Launch & Ridership Data

Following the launch of MyKey+ this month, the team has been focused on understanding the new system's data, updating ridership queries, and ensuring that live operational data collected aligns with system requirements.

Preliminary data has been updated to reflect current ridership. We will continue to refine the queries and methodology as our understanding of the system and its nuances evolves, ensuring the analysis remains accurate and aligned with the underlying data.

Route 90 Ridership and Sampling

In coordination with our NTD Analyst and Statistician, we are in the process of updating ridership queries and adjusting our sampling plan methodology to address mixed fleet operations on our RBDO Route 90. Updates will be finalized for pending analysts and statistical review to ensure continued NTD compliance and alignment with operational reporting needs.

Paratransit Trip Analysis

The Paratransit division is undertaking a comprehensive review of service delivery performance, anchored in our contractual obligations and centered on the customer trip experience. This initiative involves four parallel workstreams:

1. KPI Framework Development: Establishing a standardized set of Key Performance Indicators that create clear expectations for service delivery, enable consistent measurement, and provide a basis for accountability conversations with provider and internal teams.

2. Contractual Analysis: Conducting a line-by-line review of trip-related contractual obligations with our paratransit service provider, ensuring that service delivery aligns with agreed-upon terms and identifying areas where performance deviates from contractual standards.

3. Reporting and documentation obligations: Assessing whether the provider is meeting data submission, incident reporting, and documentation requirements stipulated in their contracts.

4. Operational & System Improvements: Recommending targeted changes to Standard Operating Procedures (SOPs) and trip tracking processes, informed by current system capabilities and limitations within our scheduling platform.

FIXED ROUTE RIDERSHIP:

Oct-25	Oct-26	% Change	IndyGo Fixed Route Ridership	YTD 2025	YTD 2026	% Change
10,280	9,950	-3.2%	**2 E. 34th St.**	89,779	97,939	9.1%
29,165	30,386	4.2%	**3 E. Michigan St.**	234,652	281,123	19.8%
10,192	0		**4 Community North**	80,461	50,235	
10,946	4,618	-57.8%	**5 E. 25th**	90,745	67,571	-25.5%
6,250	6,686	7.0%	**6 N. Harding**	51,979	66,547	28.0%
	11,719		**7 W. Michigan St.**		51,322	
83,112	77,322	-7.0%	**8 Washington St.**	753,519	780,050	3.5%
72,454	65,225	-10.0%	**10 10th St.**	639,521	662,689	3.6%
9,764	11,186	14.6%	**11 E. 16th St.**	83,855	98,359	17.3%
6,460	4,961	-23.2%	**13 Raymond**	56,072	51,323	-8.5%
10,868	9,256	-14.8%	**15 W 34th St**	95,420	88,342	-7.4%
7,920	9,458	19.4%	**16 Beech Grove**	74,846	84,313	12.6%
12,778	12,108	-5.2%	**19 Broad Ripple**	109,507	118,966	8.6%
11,197	10,222	-8.7%	**21 East 21st St.**	96,957	101,089	4.3%
8,663	9,224	6.5%	**24 Mars Hill**	72,527	85,742	18.2%
16,919	14,777	-12.7%	**25 W. 16th St.**	141,328	153,513	8.6%
25,516	27,202	6.6%	**26 Keystone**	216,958	267,339	23.2%
6,734	9,973	48.1%	**28 St. Vincent**	59,467	77,428	30.2%
5,323	3,914	-26.5%	**29 County Line Road**	50,126	48,534	-3.2%
11,248	10,285	-8.6%	**30 30th St. Crosstown**	89,422	101,525	13.5%
10,019	10,736	7.2%	**31 US 31**	83,577	99,691	19.3%
21,524	19,448	-9.6%	**34 ML King/Michigan Rd.**	180,916	190,332	5.2%
25,114	23,392	-6.9%	**37 Park 100**	218,380	229,880	5.3%
6,218	6,670	7.3%	**38 W 38th St.**	56,100	61,442	9.5%
5,657	5,992	5.9%	**56 Emerson**	51,209	59,298	15.8%
11,116	10,574	-4.9%	**82 East 82nd Street**	90,530	97,996	8.2%
8,516	6,801	-20.1%	**87 Eastside Connector**	82,023	73,106	-10.9%
92,231	77,056	-16.5%	**90 Red Line - BRT**	802,961	642,313	-20.0%
91,388	92,306	1.0%	**92 Purple Line - BRT**	895,074	760,036	-15.1%
5,255	10,250	95.1%	**Others**	90,858	60,676	-33.2%
632,827	**601,697**	**-4.9%**	**Total**	**5,638,769**	**5,608,719**	**-0.5%**

Note: *This ridership data now includes data from the new fare payment system (MyKey+). Reported data is subject to refinement as we continue validating the data, reviewing additional transaction scenarios, and improving calculation methodologies. Additionally, Route 90 ridership calculations are being updated to account for recent operational changes and align with NTD reporting requirements. These ongoing improvements may result in revisions to previously reported ridership figures.*

TRANSPORTATION SERVICES



EMPLOYEE OF THE MONTH-

COACH OPERATOR: ETHEL STOCKDALE #5911

Ethel consistently demonstrates the professionalism, reliability, and commitment to customer service that reflect the highest standards of IndyGo. A dependable and dedicated team member, she consistently arrives on time, reports in proper uniform, and maintains a strong attendance record.

In addition to adhering to all IndyGo policies and guidelines, Operator Stockdale consistently achieves exceptional On-Time Performance (OTP) results while maintaining low early-arrival percentages. This commitment to operational excellence helps ensure reliable service for riders and supports IndyGo's mission of providing safe, efficient, and dependable transportation throughout the community. Beyond performance metrics, Operator Stockdale is recognized for maintaining a high standard of customer service and routinely goes above and beyond to assist riders while on duty. Through dedication, professionalism, and a commitment to service excellence, Operator Stockdale serves as an outstanding representative of IndyGo and is highly deserving of Employee of the Month recognition.

Congratulations, Ethel, on being recognized as Employee of the Month. Thank you for your dedication, leadership, and continued contributions to IndyGo's success.



90% CLUB – COACH OPERATOR:

COACH OPERATOR: DARREN WYATT #8944

The operators who achieve an on-time performance rating of 90% or better during the month are entered into a drawing. The winner receives an extra personal day.

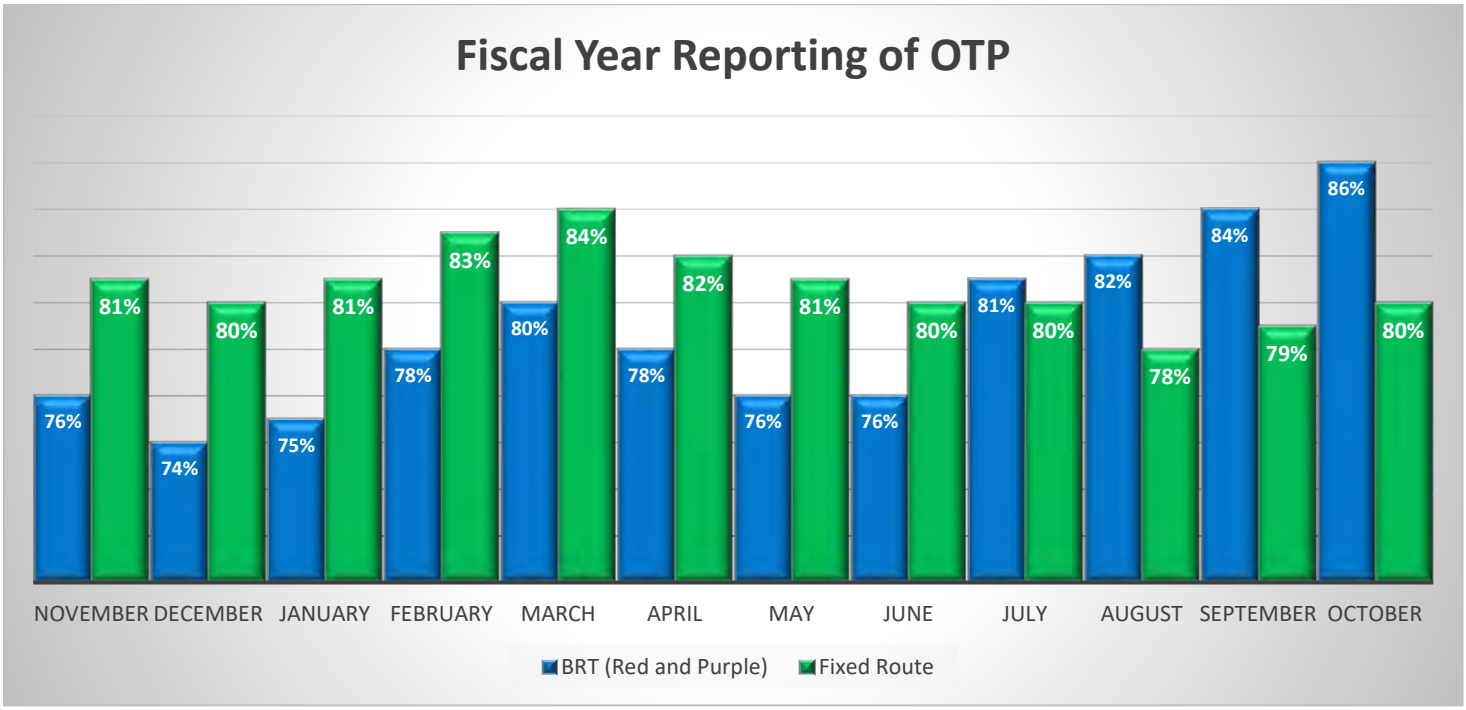

FLEET SERVICES AND VEHICLE MAINTENANCE

FLEET SERVICES:

Key Metrics	October 2025	October 2026	YTD
Fleet Miles	787,670	861,177	7,716,052
Diesel Usage (gal)	135,852	147,703	1,240,982
Detail Completion Rate	86%	80%	76%
Motor Pool Requests	43	69	560

* *Motor pool requests are for non-revenue vehicles available for business use.*

Fleet Mileage:

Year over year mileage is trending higher in correlation to service changes.

**It is noted that FleetWatch damage to lane 2 during construction prevented the capture of some mileage and fluids consumed.*

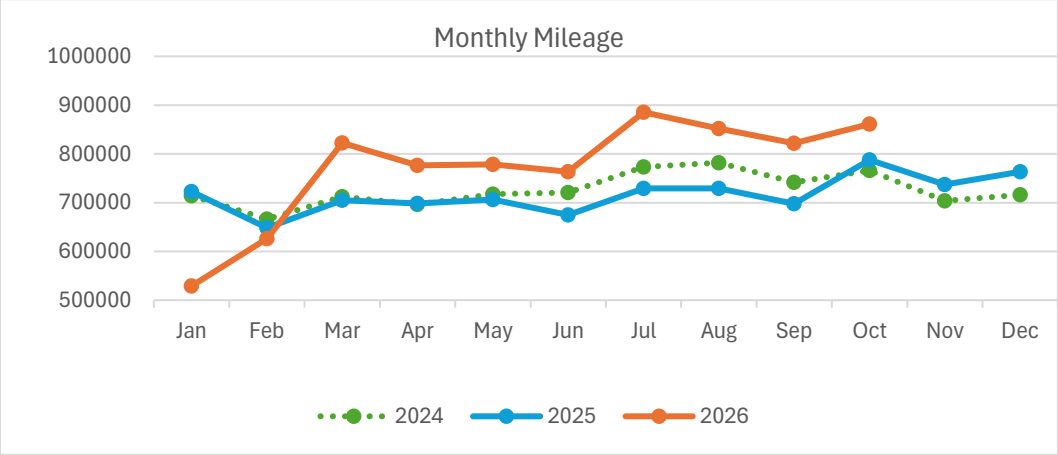

Year	YTD Miles
2026	7.7M*
2025	7M
2024	7.2M
2023	6.7M

Buses Detailed:
160 of the 199 available buses were detailed in October. Target is 100% of available buses. Detailing performance is starting to return to average as contractor staffing shortages are being resolved.

Motor Pool Usage:
There were 69 vehicle requests in October for the motor pool. Motor Pool utilization rates are 81% higher in 2026, with 560 vehicle trips compared to 310 in the same period in 2025.

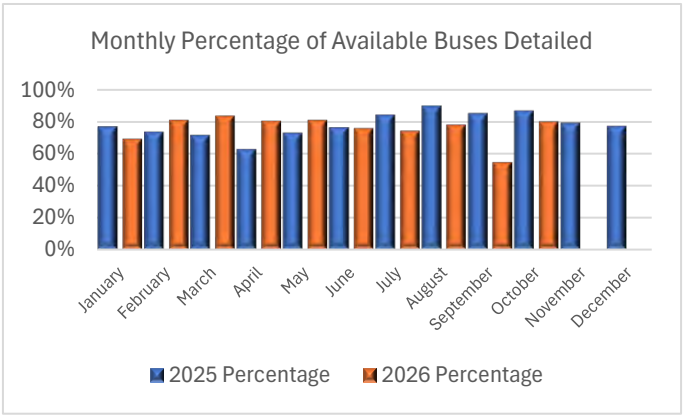

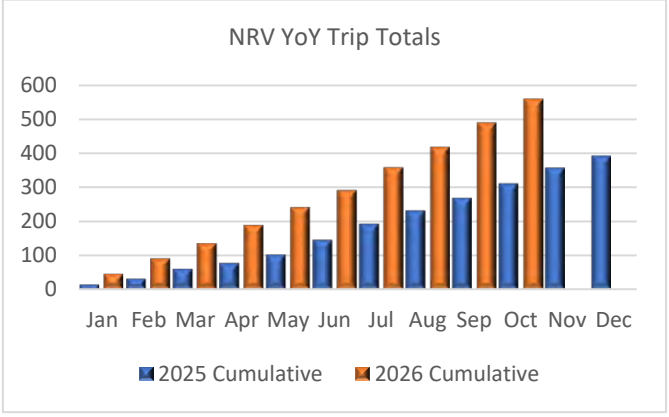

PREVENTIVE MAINTENANCE:

24,679
MB Major MDBF (miles)

44,617
BRT Major MDBF (miles)

73%
Gillig fleet availability

62%
BYD fleet availability



Date	MB Major MDBF	MB Total MDBF	BRT Major MDBF	BRT Total MDBF
10/1/2025	48,033	6,658.1	34,356	4,090
11/1/2025	47,133	4,641.9	23,032	1,752
12/1/2025	33,305	3,766.6	9,515	1,105
1/1/2026	13,603	2,117.4	25,491	822
2/1/2026	17,916	2,394.3	17,481	675
3/1/2026	34,242	3,261.1	43,083	743
4/1/2026	17,595	3,175.6	17,097	1,179
5/1/2026	33,460	4,101.5	27,175	1,217
6/1/2026	23,622	3,674.6	28,119	1,244
7/1/2026	19,918	2,879.7	41,609	1,783
8/1/2026	12,782	2,724.9	37,819	2,854
9/1/2026	18,557	4,062.9	124,534*	2,442
10/1/2026	**24,679**	**3,543.0**	**44,617**	**2,848**

** September 2026 had 0 major BRT failures, so BRT Major MDBF equals total BRT miles for the month. October BRT Major MDBF rests on 3 major failures and swings on single events.*

FLEET	Uptime Days	Availability	Downtime Days	# Stops	MTBS
BYD (BEB-BRT)	19	62%	12	3	15
GILLIG (MB-FIXED ROUTE)	23	73%	8	4	12

16,021	90.2%	1,468	27
Fare inspections	Fare compliance	Fare education purchases	Social service referrals

Key Security Metrics

Metric	October 2026	2026 YTD	Notes
Fare inspections conducted	16,021	152,750	Inspections on Red Line and Purple Line services
Fare compliance rate	**90.2%**	**95.0%**	Riders with a valid fare at inspection
Fare notifications issued	1,700	8,170	Riders without a valid fare who declined to purchase
Fare education interactions	1,468	12,343	Riders who purchased a fare after receiving education
Social service contacts	31	319	Individuals engaged by the Social Service Coordinator
Social service referrals	27	294	Referrals to partner support agencies

Fare Compliance

Fare compliance decreased to **90.2%** in October, and the year-to-date rate eased slightly to **95.0%**. Since April, Transit Safety Officer checks have been counted in total fare inspections. Compliance rates are expected to fluctuate as MyKey+ technology is implemented; the new system should produce more accurate validation data.

Education Supporting Compliance

Fare Inspectors and Transit Safety Officers continue to see a growing number of rider encounters. In October, **1,468 riders** who did not initially have a valid fare purchased one after receiving fare education, supporting IndyGo's customer-focused approach to enforcement.

Social Service Referrals

The Social Service Coordinator engaged **31 individuals** in October and made **27 referrals** to partner organizations such as Horizon House, The Salvation Army, and local food pantries. Not every contact called for a referral; some involved general assistance or transit information only.

Security Events

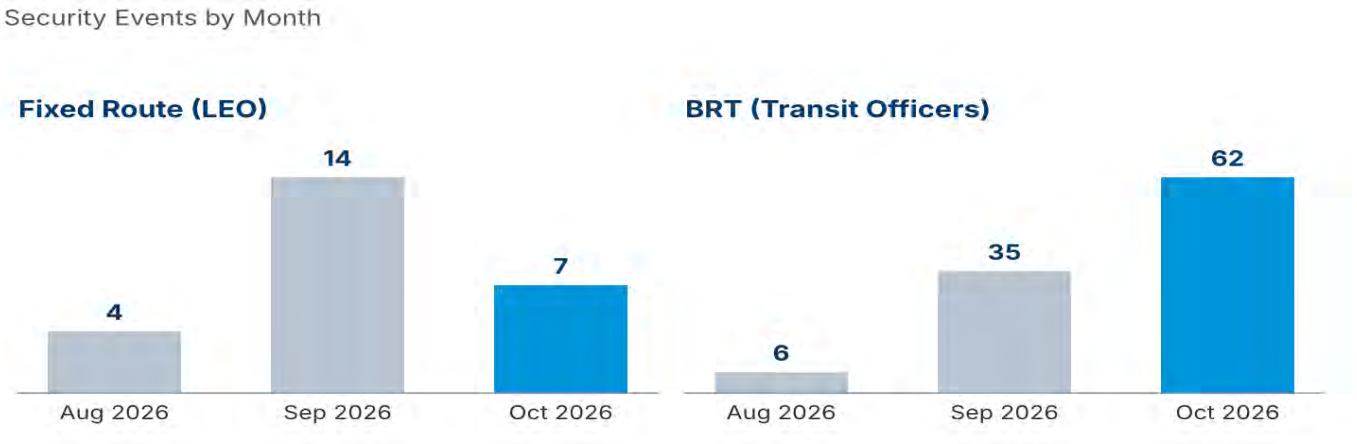

Security events on Fixed Route services decreased from 14 in September to **7** in October. BRT events rose from 35 to **62**, largely because of increased patrols at the Meridian Street BRT stations, where officers are addressing more loitering. With the added patrols, contacts with passengers and non-passengers about loitering on platforms increased by 50%.

TRAINING

The information below shows the number of Trainee that started with no permit and those Trainees who had their permit when they on boarded for the month. The IndyGo Academy trains new employees that are hired without a CDL license. They will also show the number of students who passed on their first, second, or third attempt and the number of students who could not pass it after three attempts.

Trainees with Permit - 7
Licensed – 1

HIGHLIGHTS

CDL TESTING PIPELINE — October 2026

Scheduled	1st Attempt	2nd Attempt	3rd Attempt	Failed	Pass Rate
18	17	1	0	1	94.44%

TEST OUTCOMES — October 2026 VS. October 2025

Period	Scheduled	1st Attempt	2nd Attempt	3rd Attempt	Failed
August 2026	18	17	1	0	0
August 2025	18	15	1	0	0

YTD 1ST-ATTEMPT PASS RATE

2025	2026
82.54%	**81.36%**

YTD 2026 TOTALS — ALL ATTEMPTS = 1,046

1st Attempt	2nd Attempt	3rd Attempt	Failed
815 (77%)	174 (16.0%)	35 (3.5%)	22 (2.1%)

MOBILITY SOLUTIONS

CUSTOMER CARE

October call center activity reflects the continued evolution of how riders engage with IndyGo services. Call volume decreases 2.30% compared to September 2026 and increases by 0.94% compared to October 2025. Despite this growth, overall trends continue to support the increasing adoption of self-service options. As more riders use digital and self-service tools, reliance on phone support is expected to decline over time. This shift aligns with IndyGo's broader strategy to streamline operations, enhance the rider experience, improve service accessibility, and support long-term operational efficiency.

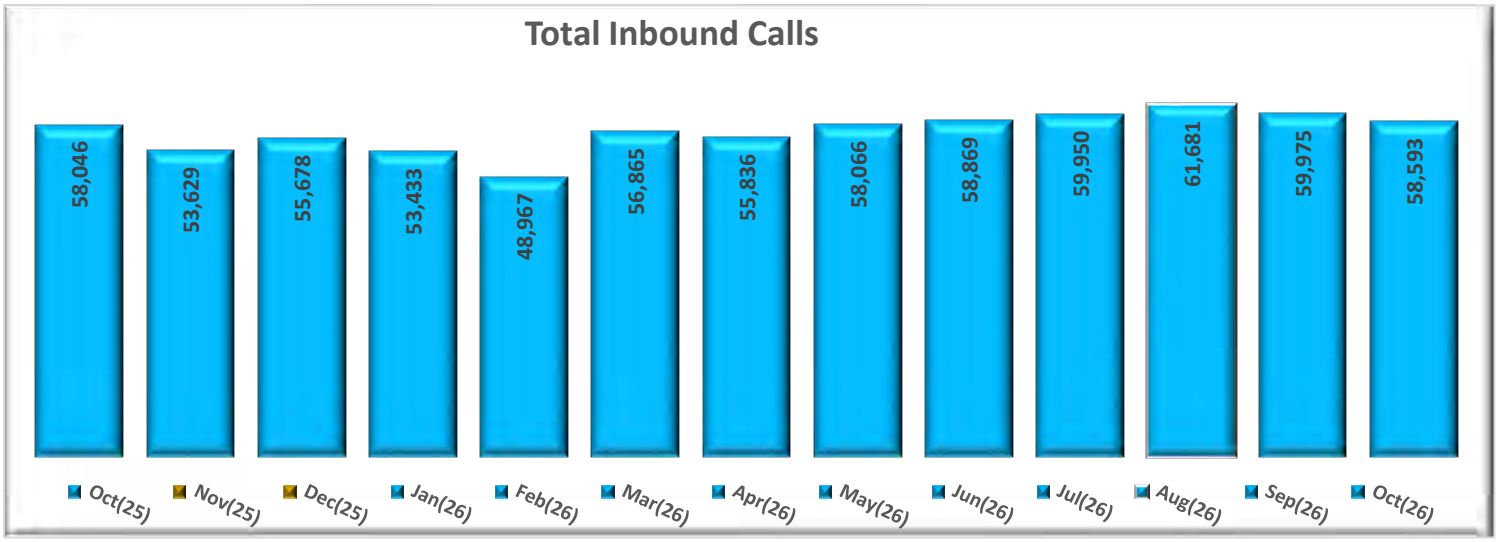

SERVICE LEVEL

91.7%

+4.7 pts vs Sept (87.0%)
Minimum requirement: 80%

Call Volume vs. Oct 2026

-2.30%

Fewer calls month over month
Consistent with self-service adoption

Call Volume vs. Oct 2025

+0.94%

Slight year-over-year increase
Phone reliance expected to decline over time

Average Call Duration

2 mins

Down from 3 min ·
below 3–5 min goal
Monitoring to return to goal

October service levels increased from 87.00% in September to 91.70% in October, representing a 4.70% increase. Service levels remained well above the 80% minimum requirement throughout the month. These strong results reflect the effective use of the Talkdesk platform, supported by proactive operational oversight. Care Center leadership remains committed to sustaining this level of performance through ongoing monitoring and continuous improvement efforts, ensuring consistency, operational stability, and the continued delivery of efficient, high-quality service.

In October 2026, IndyGo received 617 customer comments across all departments, representing a 170.61% increase compared to the same period last year and a 12.18% increase from September 2026. Customer feedback continued to be driven primarily by Fixed Route services, with the most common topics including pass-by incidents, safety concerns, schedule adherence, and operator courtesy. Mobility Solutions' feedback primarily focused on schedule adherence, operator courtesy, and safety, along with an increase in complaints related to fares for both transportation services. The overall volume of comments reflects continued customer engagement and provides valuable insights that support ongoing service improvements and operational enhancements.

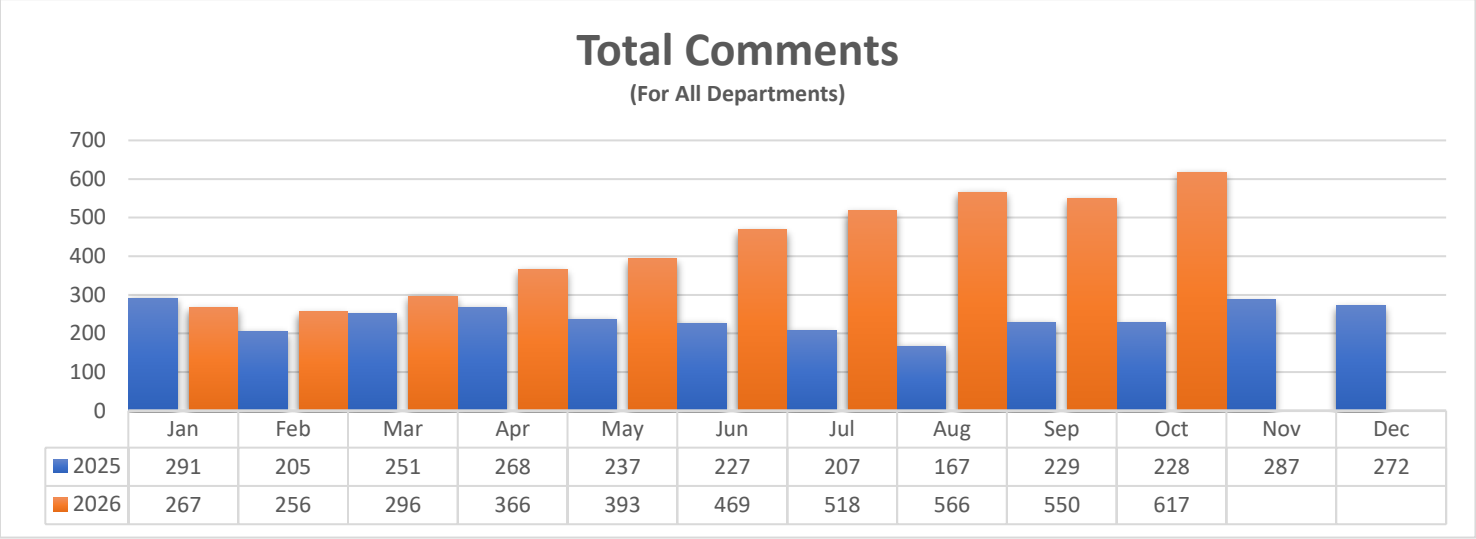

	Jan	Feb	Mar	Apr	May	Jun	Jul	Aug	Sep	Oct	Nov	Dec
2025	291	205	251	268	237	227	207	167	229	228	287	272
2026	267	256	296	366	393	469	518	566	550	617		

INDYGO ACCESS RIDERSHIP

October ridership remained flat when compared to September, however the overall trend over the past year is still reflecting an increase.

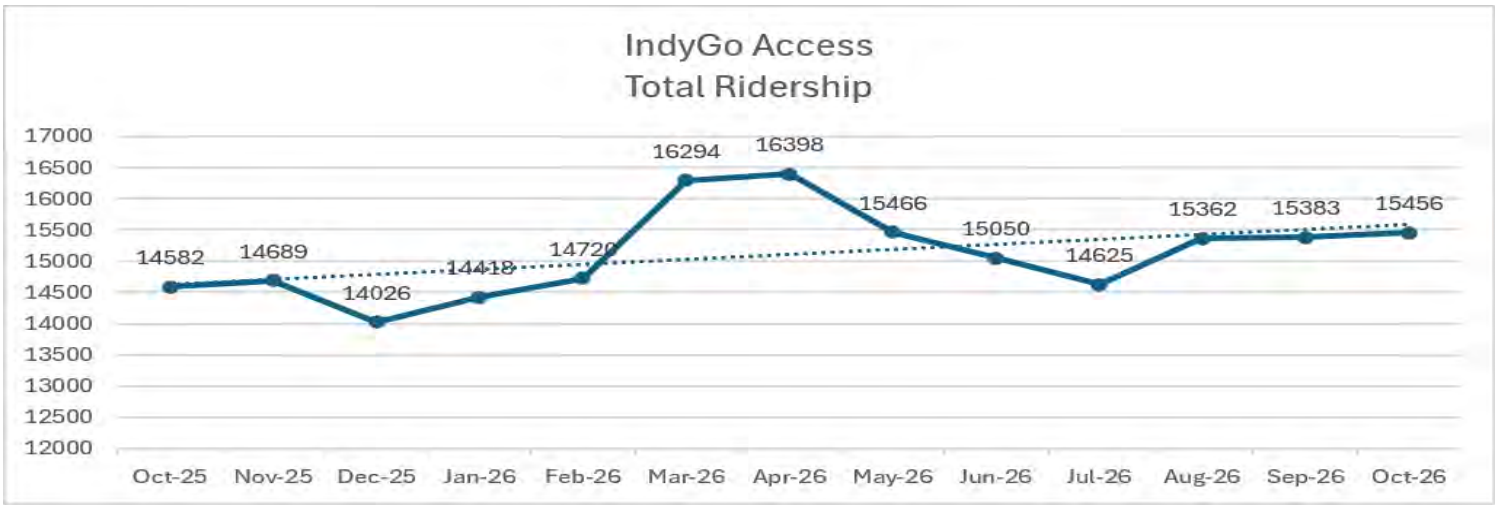

On-time Performance

October service came in at 95 percent above the goal of 94. Our 12 month average remains above the goal at 95.7 percent.

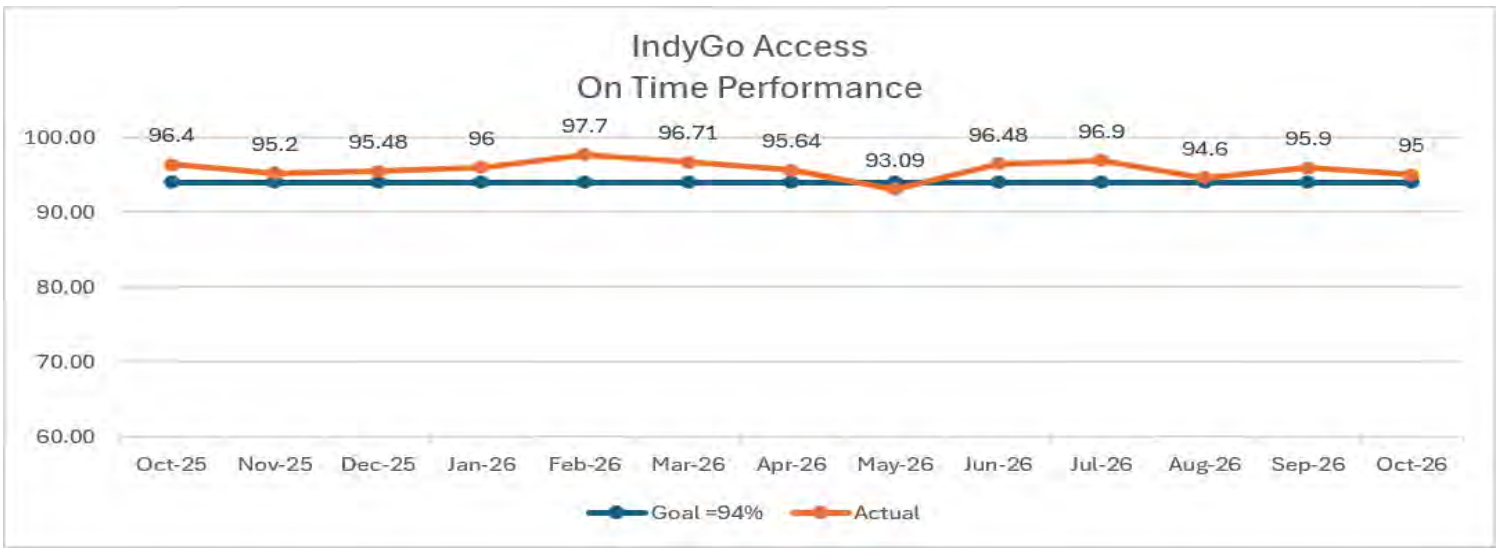

Productivity/Passenger Per Hour (PPH)

PPH for October came in at 1.38 remaining flat. Our average over the past year is 1.4.

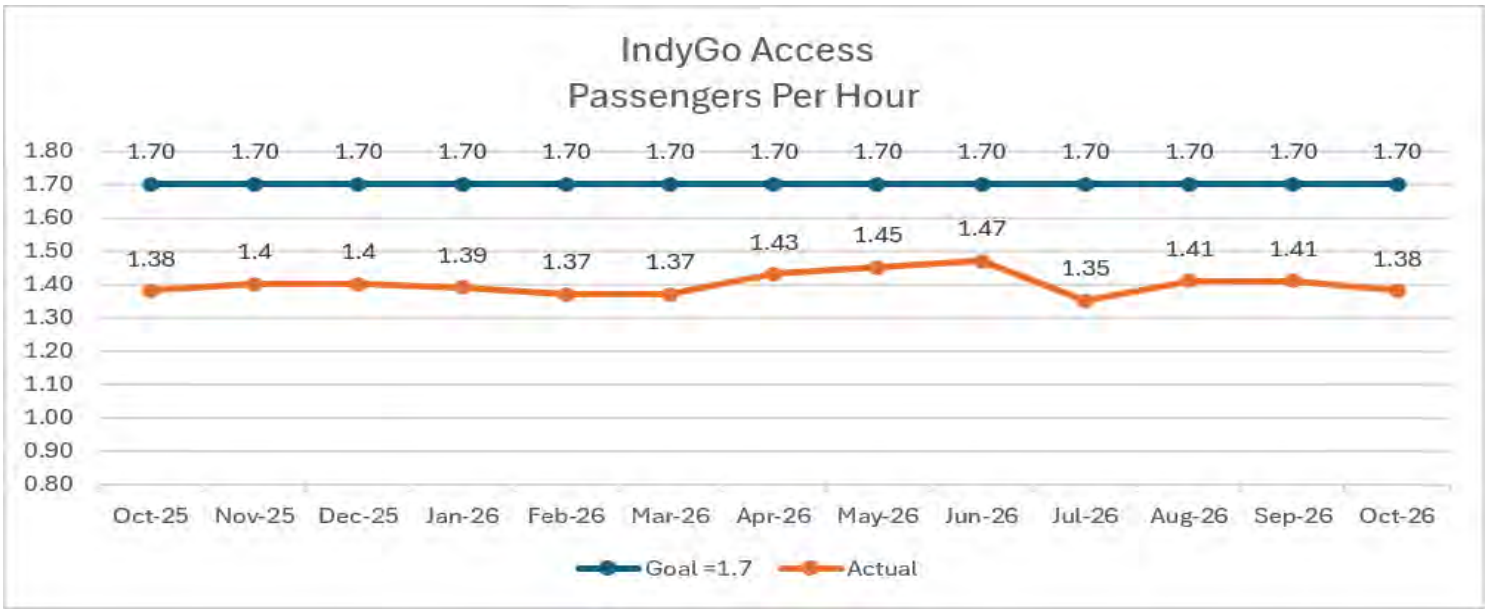

Drop off Appointment Time

October service came in at 95.06 percent above the goal of 95 percent..



Page
Intentionally
Left
Blank

Indianapolis Public Transportation Corporation
dba IndyGo
1501 W. Washington Street
Indianapolis, IN 46222
www.IndyGo.net

DATE: October 9, 2026
TO: President and Chief Executive Officer Jennifer Pyrz
THROUGH: Chief Legal Officer Robert Frye
FROM: Director of Risk and Safety, Brian Clem
SUBJECT: Risk and Safety Division Board Report – September 2026

The Risk and Safety Division is responsible for ensuring agency-wide compliance with all Federal Transit Administration (FTA) safety and risk-related requirements. This includes oversight of the Drug and Alcohol Program (49 CFR Part 655) and implementation of the Safety Risk Reduction Program under the Public Transportation Agency Safety Plan (PTASP, 49 CFR Part 673). The Division's work is central to maintaining safe operations, reducing risk exposure, and fostering a strong safety culture across the organization. This Board Report provides an overview of current safety compliance activities and highlights our performance against key safety and risk-related performance indicators established in alignment with the FTA's National Public Transportation Safety Plan.

- October 14, 2026, various team members for the IPTC risk and safety department met with Liberty Mutual property underwriters to look at physical building assets, including HVAC units, Roofing membranes, generators, future bus garage expansion, looking for risk vulnerabilities. This visit is apart of an ongoing relationship working with underwriters on facility risk for improvements. This strategy returns cost savings or cost avoidance to yearly insurance premiums and helps IPTC forecast capital improvements that have the greatest insurance risk impact. IPTC and leaders will be meeting again with brokers and underwriters to go over the 60% east campus bus garage project in preparing risk avoidance strategies for the future.

Indianapolis Public Transportation Corporation
dba IndyGo
1501 W. Washington Street
Indianapolis, IN 46222
www.IndyGo.net

OCTOBER 2026 SAFE DRIVER'S RECOGNITION





National Safety Council Safe Driver awards are the recognized trademark of professional drivers who have proven their skill in avoiding traffic collisions and for those operators who exemplify excellence in safety, professionalism, and commitment to the highest standards. Through consistent safe driving practices, these individuals are awarded a patch, pin, and certificate as a symbol of their achievement and dedication to a safer community. The following Operators are recognized for their safe driving in October and received the National Safety Council recognition patch, pin, and certificate. Safety is at the core of IndyGo's mission and values. We congratulate the above professional coach operators who have achieved this milestone. Your performance contributes to helping to make public transportation safer each day.

Awardees List:

Operator	ID#	Years of Safe Driving	Years of Service
Stephen Thein	5963	34	38
Gerry Poindexter	9631	28	37
Kevin Mallory	8400	9	14
William Hazen	9613	7	7
Shamika Passley	9604	7	7
Richard Taylor	9205	7	8
Bryant Brown	9441	5	7
Frank White	9617	5	7
Patrick Rowe	9566	4	7
Tonya Sims	8885	3	10
Cornelius Ingram	11443	2	2
Craig Moore	11000	2	3
Tyrone Austin	11927	1	1
Timothy Boling	11922	1	1
Willis Jackson	11930	1	1
Veronica Mccoun	11669	1	1
Nakeyia Saffold	11916	1	1
LaKisha Wright	11517	1	2

Indianapolis Public Transportation Corporation
dba IndyGo
1501 W. Washington Street
Indianapolis, IN 46222
www.IndyGo.net

Public Transportation Agency Safety Plan (PTASP) Risk Reduction Program

Through October 2026, IndyGo maintained strong performance in several critical life-safety measures, including zero transit worker fatalities, a low pedestrian collision rate (0.02), and an overall collision rate (0.56) below the PTASP target of 0.61. These results reflect continued focus on operator training, hazard identification, and risk mitigation initiatives.

Areas requiring continued attention include major safety events, employee injuries, transit worker assaults, and preventable accidents. Major events totaled 77 year-to-date, exceeding the annual PTASP target of fewer than 59 events, with the highest activity occurring in September and October. IndyGo also recorded 55 reportable injuries and 42 assaults on transit workers, both of which remain above established risk-reduction objectives.

Preventable accidents continue to represent the agency's most significant operational safety challenge. Through October, 272 preventable accidents were recorded, resulting in a rate of 3.07, approaching the annual target threshold of 3.17. While recent months have shown improvement, reducing preventable accidents remains the greatest opportunity to improve overall safety performance.

🟢 Strengths

- Zero transit workers' fatalities
- Pedestrian collision rate remains exceptionally low
- Overall collision and vehicular collision rates remain below annual targets
- Improvement observed in several operational safety indicators during late summer and fall

🟡 Areas for Continued Focus

- Major events exceeded annual PTASP target
- Injury rates remain above desired performance levels
- Transit worker assaults continue to trend above target
- Preventable accidents remain the primary driver of organizational safety risk

Overall, IndyGo continues to operate safely while maintaining favorable performance in the most serious life-safety categories. Key departments remain focused on reducing preventable accidents, lowering transit worker assault exposure, and addressing factors contributing to major reportable events. These areas will continue to receive targeted attention as part of the agency's Safety Management System and PTASP risk reduction strategy.

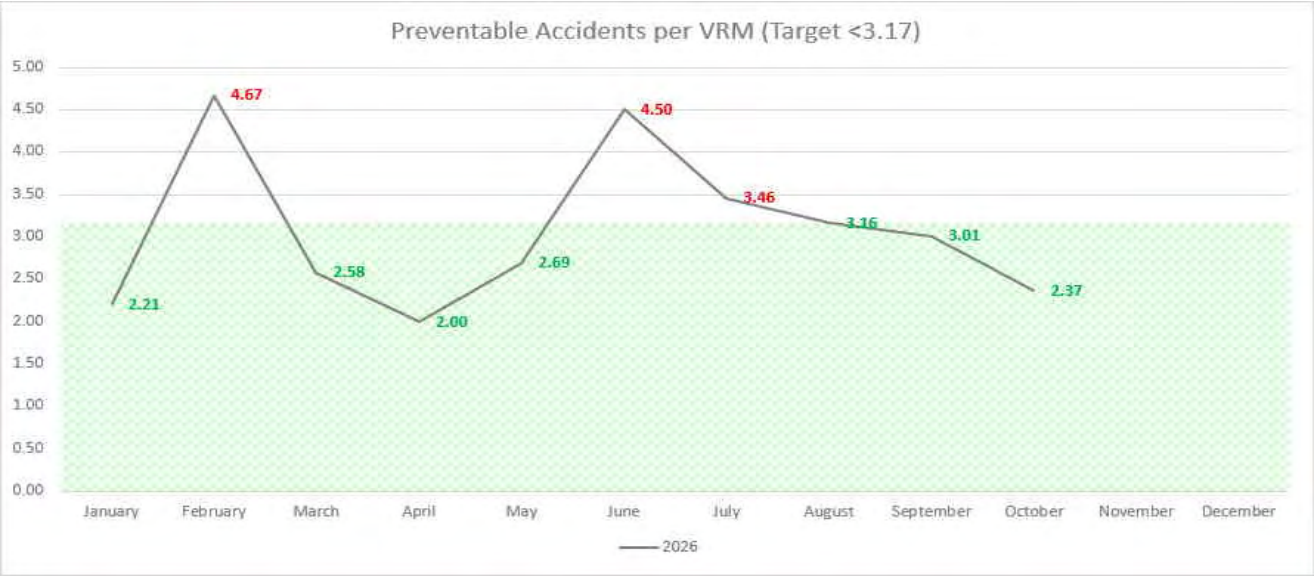

Indianapolis Public Transportation Corporation
dba IndyGo
1501 W. Washington Street
Indianapolis, IN 46222
www.IndyGo.net

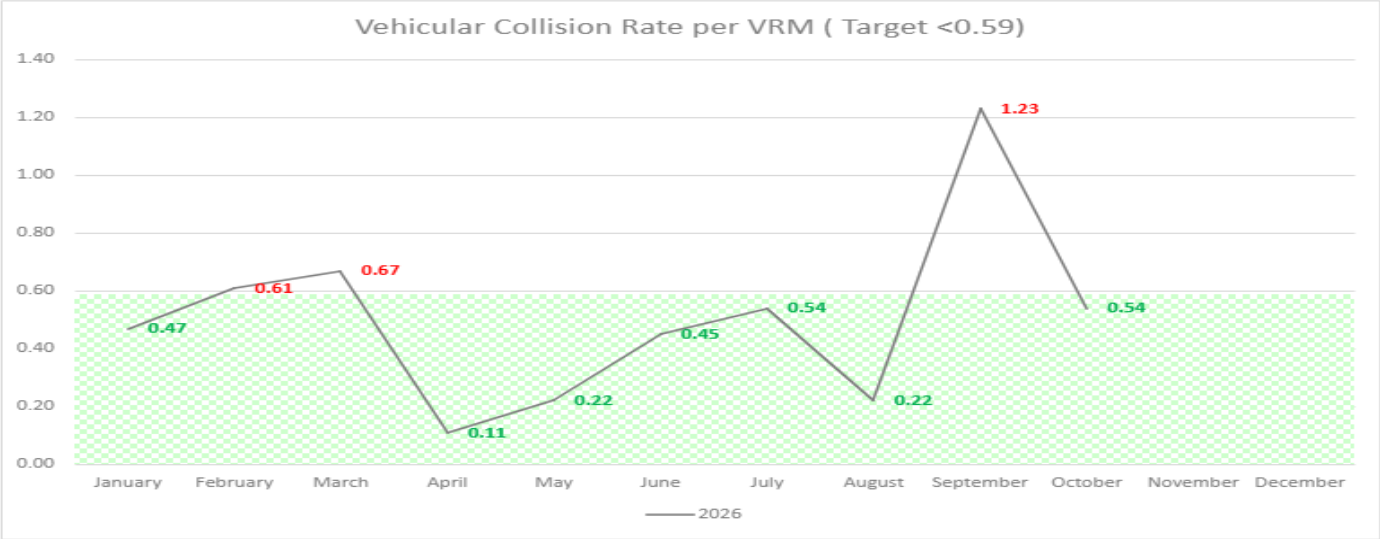

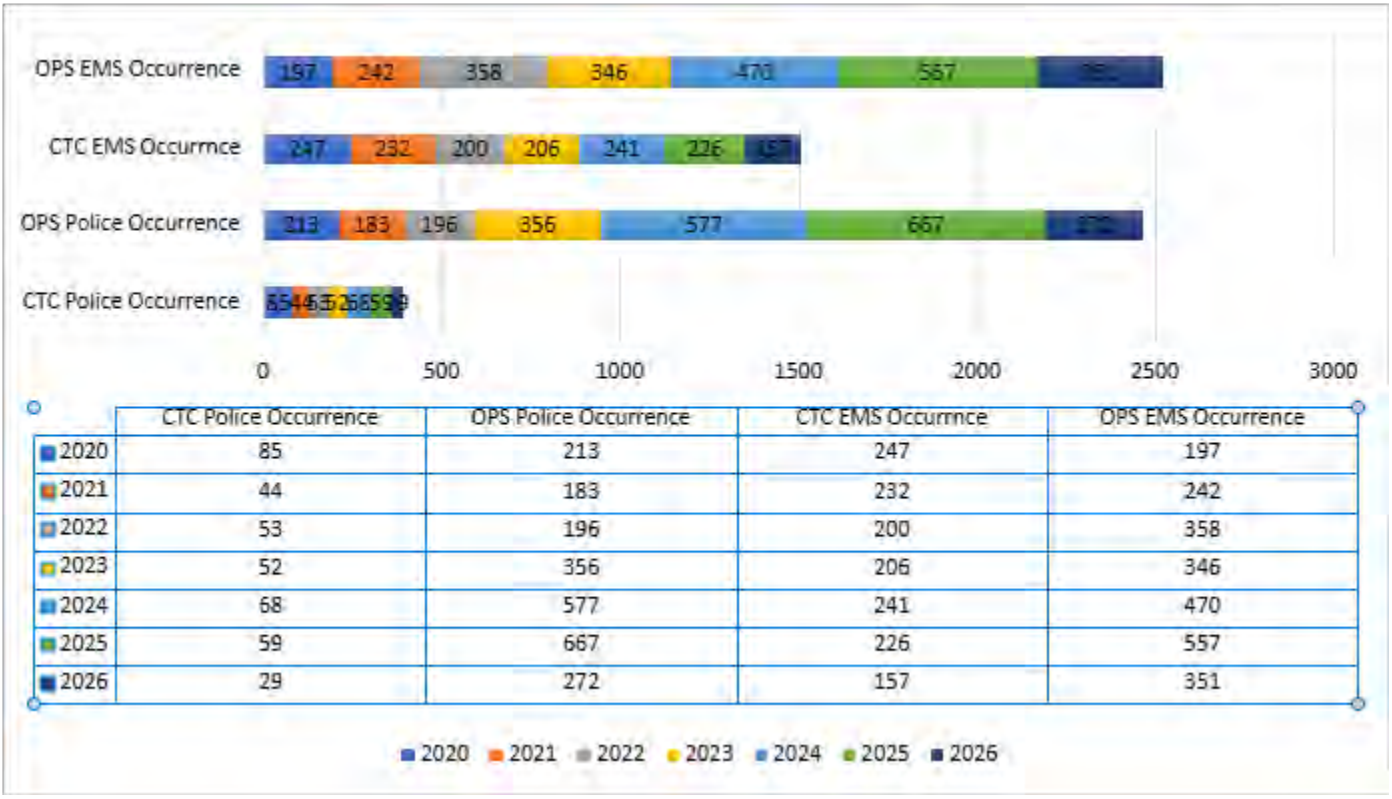

	CTC Police Occurrence	OPS Police Occurrence	CTC EMS Occurrnce	OPS EMS Occurrence
2020	85	213	247	197
2021	44	183	232	242
2022	53	196	200	358
2023	52	356	206	346
2024	68	577	241	470
2025	59	667	226	557
2026	29	272	157	351

Indianapolis Public Transportation Corporation
dba IndyGo
1501 W. Washington Street
Indianapolis, IN 46222
www.IndyGo.net

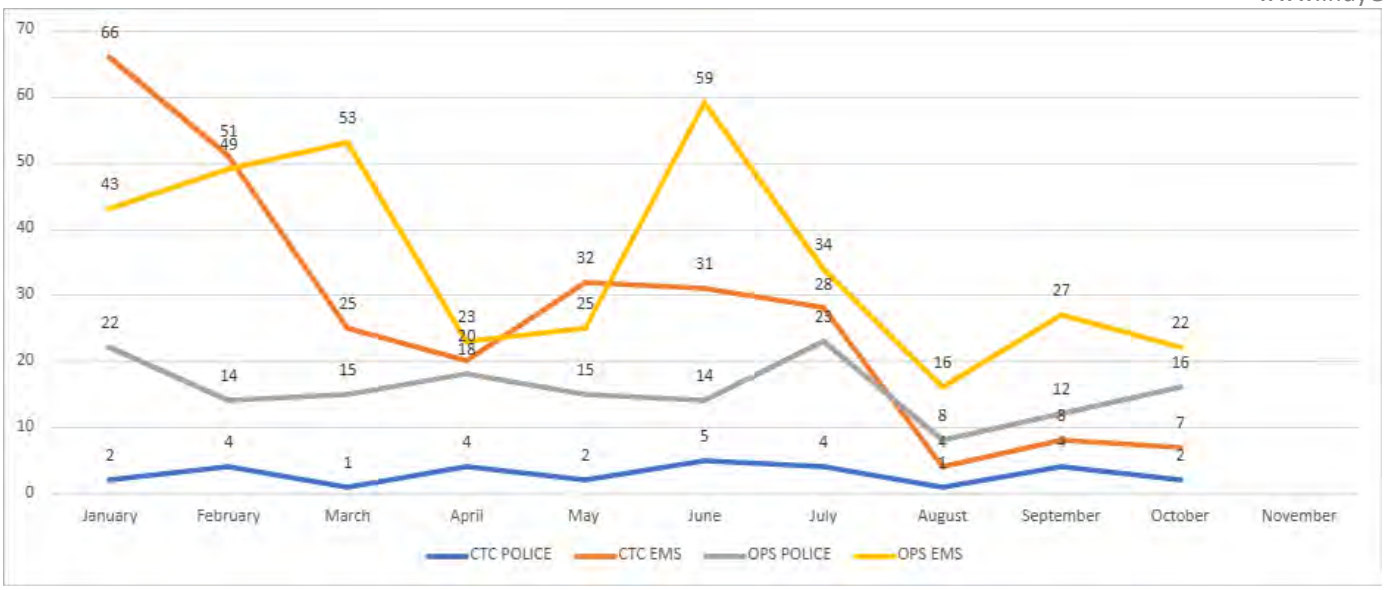

End of Report.